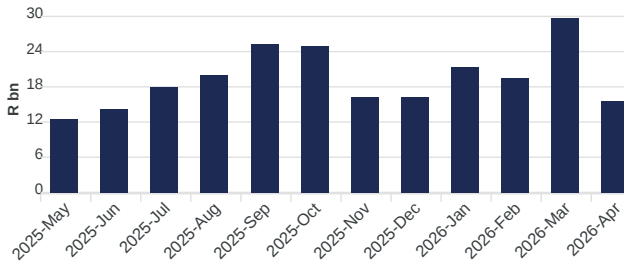


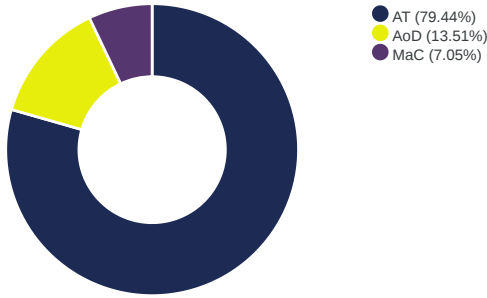
Consideration Traded



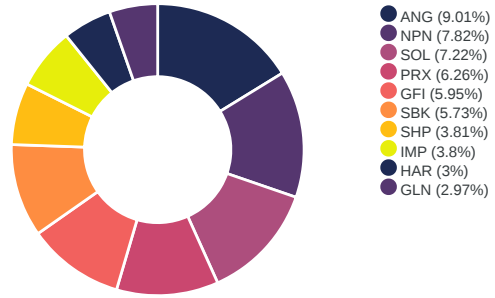
Total Consideration Traded by Broker

Broker Name	Total (R million)	Percentage (%)
ABSA Capital Securities	1 511,279	4.9%
Anchor Stockbrokers	81,215	0.3%
Atisa Securities	283,031	0.9%
Investec Markets	1 504,694	4.8%
JP Morgan Equities	0,001	0.0%
Kela Securities	132,706	0.4%
Longmark Securities	29,913	0.1%
Nedgroup Securities	174,656	0.6%
NOAH Capital Markets	59,085	0.2%
Peresec Prime Brokers	9 168,393	29.5%
Prescient Securities	716,525	2.3%
RMB Morgan Stanley	6 953,330	22.4%
SBG Securities	2 976,661	9.6%
UBS South Africa	7 365,533	23.7%
Vunani Securities	79,347	0.3%

Breakdown by Order Type



Activity By Share Apr 2026



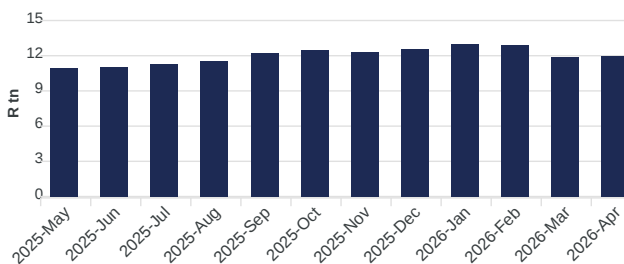
Top 5 Broker Activity by Trade Type

Trade Type	Count	Value	Broker	%
AoD	57.36K	R 4.07B	UBS South Africa	97.2%
AoD	763	R 117.31M	SBG Securities	2.8%
AoD	4	R 288.86K	Nedgroup Securities	0.0%
AT	164.01K	R 9.17B	Peresec Prime Brokers	37.2%
AT	125.14K	R 6.95B	RMB Morgan Stanley	28.2%
AT	78.94K	R 2.86B	SBG Securities	11.6%
AT	45.54K	R 1.51B	ABSA Capital Securities	6.1%
AT	24.28K	R 1.5B	Investec Markets	6.1%
MaC	5.41K	R 2.19B	UBS South Africa	100.0%

Broker Activity in AT

Broker Name	Aggressive (%)	Passive (%)
ABSA Capital Securities	4.8%	7.5%
Anchor Stockbrokers	0.7%	0.0%
Atisa Securities	2.3%	0.0%
Investec Markets	0.9%	11.3%
JP Morgan Equities	0.0%	0.0%
Kela Securities	0.6%	0.5%
Longmark Securities	0.2%	0.0%
Nedgroup Securities	0.9%	0.5%
NOAH Capital Markets	0.4%	0.0%
Peresec Prime Brokers	45.8%	28.5%
Prescient Securities	4.3%	1.5%
RMB Morgan Stanley	18.7%	37.7%
SBG Securities	10.6%	12.5%
UBS South Africa	9.0%	0.0%
Vunani Securities	0.6%	0.0%

Combined Market Cap of Listed Securities



Top 10 Cross-Market Value Market Share in AT: Top 40

Security Code	Security Name	On Book Market Share (%)
SHP	Shoprite Holdings Ltd	10.6%
SLM	Sanlam Limited	7.9%
VOD	Vodacom Group Ltd	7.7%
PRX	Prosus N.V.	7.6%
PAN	Pan African Res Plc	7.4%
NED	Nedbank Group Ltd	7.2%
GLN	Glencore Plc	6.6%
SOL	Sasol Limited	6.5%
REM	Remgro Ltd	6.4%
CLS	Clicks Group Ltd	6.2%