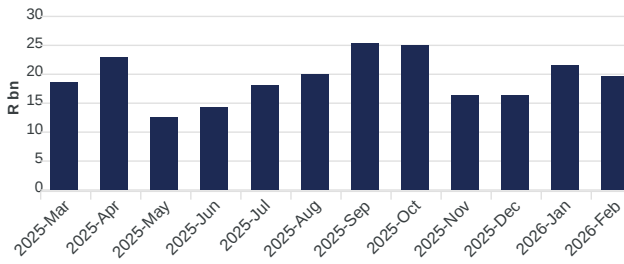


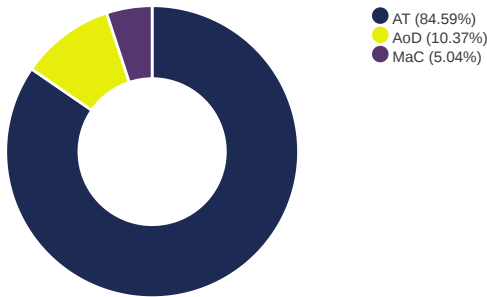
Consideration Traded



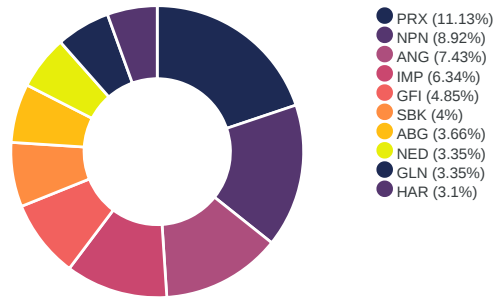
Total Consideration Traded by Broker

Broker Name	Total (R million)	Percentage (%)
ABSA Capital Securities	2 326,964	5.9%
Anchor Stockbrokers	124,399	0.3%
Atisa Securities	359,636	0.9%
Investec Markets	2 363,174	6.0%
JP Morgan Equities	0	0.0%
Kela Securities	151,63	0.4%
Longmark Securities	50,543	0.1%
Nedgroup Securities	322,733	0.8%
NOAH Capital Markets	114,371	0.3%
Peresec Prime Brokers	12 672,727	32.4%
Prescient Securities	829,618	2.1%
RMB Morgan Stanley	8 280,924	21.2%
SBG Securities	4 172,274	10.7%
UBS South Africa	7 216,682	18.4%
Vunani Securities	129,26	0.3%

Breakdown by Order Type



Activity By Share Feb 2026



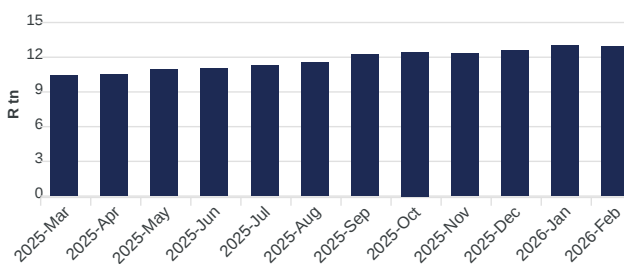
Top 5 Broker Activity by Trade Type

Trade Type	Count	Value	Broker	%
AoD	56.82K	R 3.89B	UBS South Africa	95.9%
AoD	1.06K	R 164.99M	SBG Securities	4.1%
AoD	1	R 55.1K	Nedgroup Securities	0.0%
AT	225.98K	R 12.67B	Peresec Prime Brokers	38.3%
AT	144.04K	R 8.28B	RMB Morgan Stanley	25.0%
AT	109.43K	R 4.01B	SBG Securities	12.1%
AT	39.86K	R 2.36B	Investec Markets	7.1%
AT	69.41K	R 2.33B	ABSA Capital Securities	7.0%
MaC	4.7K	R 1.97B	UBS South Africa	100.0%

Broker Activity in AT

Broker Name	Aggressive (%)	Passive (%)
ABSA Capital Securities	5.5%	8.6%
Anchor Stockbrokers	0.7%	0.0%
Atisa Securities	2.2%	0.0%
Investec Markets	5.4%	8.9%
JP Morgan Equities	0.0%	0.0%
Kela Securities	0.6%	0.3%
Longmark Securities	0.3%	0.0%
Nedgroup Securities	1.2%	0.8%
NOAH Capital Markets	0.5%	0.1%
Peresec Prime Brokers	45.9%	30.7%
Prescient Securities	3.3%	1.7%
RMB Morgan Stanley	15.6%	34.5%
SBG Securities	9.8%	14.4%
UBS South Africa	8.2%	0.0%
Vunani Securities	0.8%	0.0%

Combined Market Cap of Listed Securities



Top 10 Cross-Market Value Market Share in AT: Top 40

Security Code	Security Name	On Book Market Share (%)
PRX	Prosus N.V.	12.6%
REM	Remgro Ltd	11.5%
GLN	Glencore Plc	8.7%
NED	Nedbank Group Ltd	8.7%
BVT	Bidvest Ltd	8.6%
BID	BID Corporation Ltd	7.8%
SLM	Sanlam Limited	7.3%
WHL	Woolworths Holdings Ltd	7.2%
CLS	Clicks Group Ltd	7.1%
IMP	Impala Platinum Hlgs Ltd	6.8%