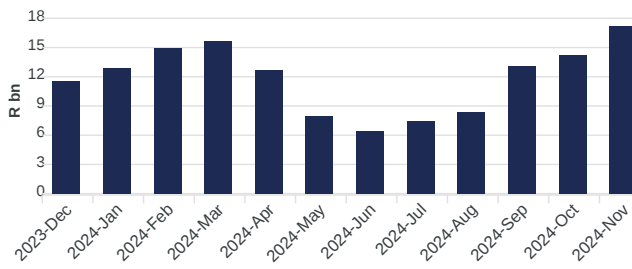


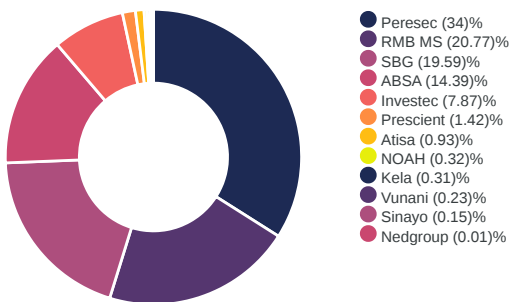
Consideration Traded



Activity By Share Nov 2024



Broker Activity Nov 2024



Broker Activity Breakdown

| Broker Name | Aggressive | Passive |
|-------------------------|-------------|-------------|
| ABSA Capital Securities | 11% | 18% |
| Atisa Securities | 1% | 0% |
| Investec Markets | 5% | 11% |
| Kela Securities | 0% | 0% |
| Nedgroup Securities | 0% | 0% |
| NOAH Capital Markets | 0% | 0% |
| Peresec Prime Brokers | 47% | 21% |
| Prescient Securities | 3% | 0% |
| RMB Morgan Stanley | 13% | 29% |
| SBG Securities | 19% | 21% |
| Sinayo Securities | 0% | 0% |
| Vunani Securities | 0% | 0% |
| Total | 100% | 100% |

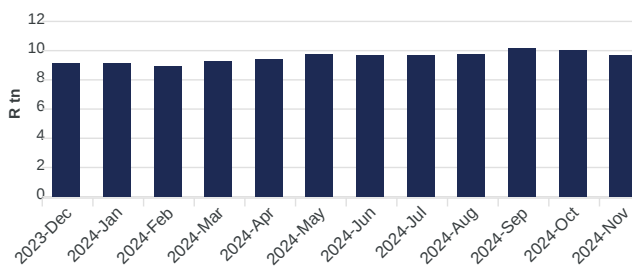
Top 10 Cross-Market Value Market Share - Top 40

| Trade Date | Security | Market Share (%) |
|------------|----------|------------------|
| 2024-11-29 | VOD | 54.6% |
| 2024-11-26 | INP | 46.5% |
| 2024-11-20 | PPH | 40.4% |
| 2024-11-06 | WHL | 35.4% |
| 2024-11-22 | WHL | 35.3% |
| 2024-11-27 | INP | 35.2% |
| 2024-11-29 | INP | 32.8% |
| 2024-11-15 | INL | 31.2% |
| 2024-11-05 | VOD | 30.6% |
| 2024-11-07 | WHL | 30.4% |

Top 10 Cross-Market Value Market Share - Other

| Trade Date | Security | Market Share (%) |
|------------|----------|------------------|
| 2024-11-21 | NGPLT | 100.0% |
| 2024-11-25 | RFG | 99.7% |
| 2024-11-29 | ETFEMA | 97.9% |
| 2024-11-25 | ETFEMA | 92.7% |
| 2024-11-01 | ETF500 | 83.8% |
| 2024-11-21 | RFG | 78.9% |
| 2024-11-18 | FBR | 77.6% |
| 2024-11-15 | ETF500 | 73.2% |
| 2024-11-20 | FBR | 70.6% |
| 2024-11-06 | ETFEMA | 59.7% |

Combined Market Cap of Listed Securities



You can view a full list of the instruments available for trade on A2X [here](#)

Activity by Trade Type

| Trade Type | Count | Value | Broker | % |
|------------|---------|-----------|-------------------------|--------|
| AoD | 244 | R 1.27B | Investec Markets | 100.0% |
| AT | 319.9K | R 11.22B | Peresec Prime Brokers | 34.0% |
| AT | 236.07K | R 6.85B | RMB Morgan Stanley | 20.8% |
| AT | 196.46K | R 6.46B | SBG Securities | 19.6% |
| AT | 192.12K | R 4.75B | ABSA Capital Securities | 14.4% |
| AT | 71.17K | R 2.6B | Investec Markets | 7.9% |
| LS | 10 | R 198.55M | Peresec Prime Brokers | 100.0% |
| NC (VWAP) | 8 | R 31.95M | Peresec Prime Brokers | 100.0% |

* Cross-Market Value Share is of total continuous trade. Continuous trade is on-market trade and excludes auctions, report only trades and the JSE's complex order suite trades.