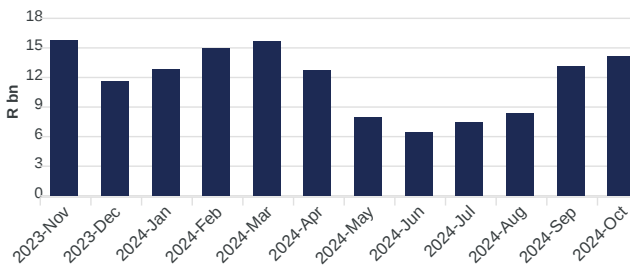


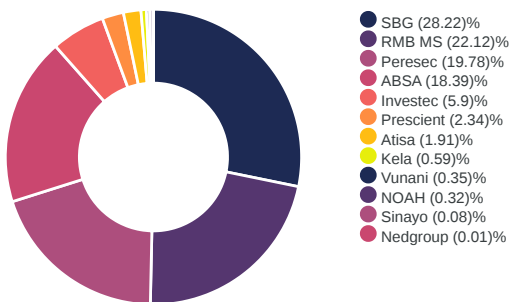
Consideration Traded



Activity By Share Oct 2024



Broker Activity Oct 2024



Broker Activity Breakdown

| Broker Name | Aggressive | Passive |
|-------------------------|-------------|-------------|
| ABSA Capital Securities | 16% | 21% |
| Atisa Securities | 3% | 1% |
| Investec Markets | 8% | 4% |
| Kela Securities | 1% | 1% |
| Nedgroup Securities | 0% | 0% |
| NOAH Capital Markets | 0% | 0% |
| Peresec Prime Brokers | 7% | 32% |
| Prescient Securities | 5% | 0% |
| RMB Morgan Stanley | 22% | 22% |
| SBG Securities | 38% | 19% |
| Sinayo Securities | 0% | 0% |
| Vunani Securities | 1% | 0% |
| Total | 100% | 100% |

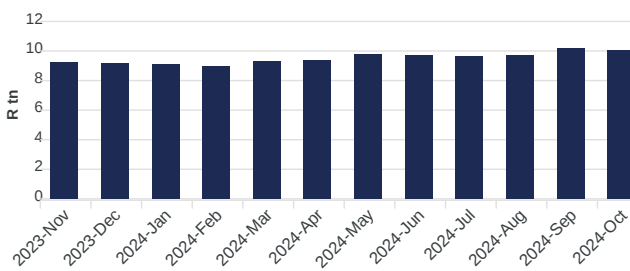
Top 10 Cross-Market Value Market Share - Top 40

| Trade Date | Security | Market Share (%) |
|------------|----------|------------------|
| 2024-10-09 | BVT | 56% |
| 2024-10-04 | MNP | 42.8% |
| 2024-10-15 | DSY | 42.1% |
| 2024-10-04 | PRX | 38.8% |
| 2024-10-04 | WHL | 37.6% |
| 2024-10-22 | INP | 31.6% |
| 2024-10-30 | INP | 29.9% |
| 2024-10-25 | INP | 28.6% |
| 2024-10-15 | BVT | 28.6% |
| 2024-10-25 | VOD | 28.3% |

Top 10 Cross-Market Value Market Share - Other

| Trade Date | Security | Market Share (%) |
|------------|----------|------------------|
| 2024-10-08 | ETFSRI | 98.1% |
| 2024-10-08 | ETF500 | 92.3% |
| 2024-10-08 | ETFEMA | 91.6% |
| 2024-10-30 | ETFT40 | 88.3% |
| 2024-10-03 | SUR | 57.7% |
| 2024-10-09 | BVT | 56% |
| 2024-10-23 | DCP | 52.3% |
| 2024-10-03 | PPC | 49.5% |
| 2024-10-03 | EQU | 46.6% |
| 2024-10-18 | MCG | 46% |

Combined Market Cap of Listed Securities



You can view a full list of the instruments available for trade on A2X [here](#)

Activity by Trade Type

| Trade Type | Count | Value | Broker | % |
|------------|---------|----------|-------------------------|-------|
| AoD | 210 | R 1.18B | Investec Markets | 100% |
| AT | 229.5K | R 7.24B | SBG Securities | 28.2% |
| AT | 213.31K | R 5.68B | RMB Morgan Stanley | 22.1% |
| AT | 110.43K | R 5.08B | Peresec Prime Brokers | 19.8% |
| AT | 241.11K | R 4.72B | ABSA Capital Securities | 18.4% |
| AT | 51.63K | R 1.51B | Investec Markets | 5.9% |
| LS | 34 | R 1.47B | Peresec Prime Brokers | 100% |
| NC (VWAP) | 4 | R 64.11M | Peresec Prime Brokers | 100% |

* Cross-Market Value Share is of total continuous trade. Continuous trade is on-market trade and excludes auctions, report only trades and the JSE's complex order suite trades.