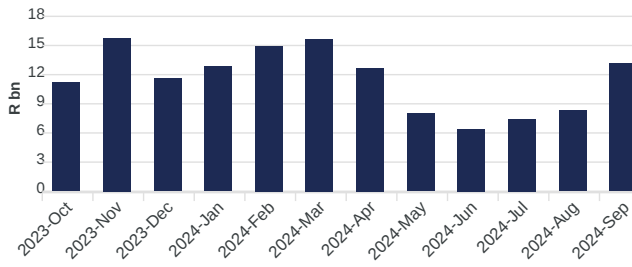
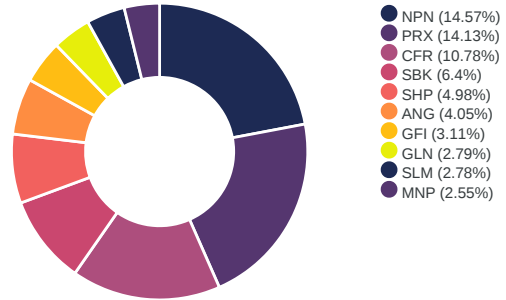


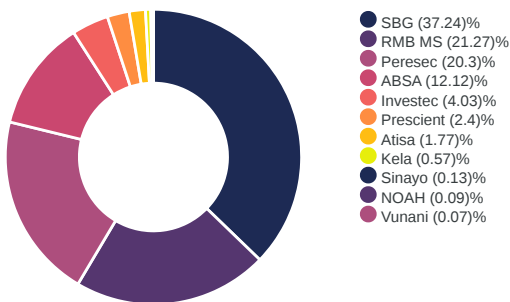
Consideration Traded



Activity By Share Sep 2024



Broker Activity Sep 2024



Broker Activity Breakdown

Broker Name	Aggressive	Passive
ABSA Capital Securities	8%	16%
Atisa Securities	3%	1%
Investec Markets	8%	0%
Kela Securities	1%	0%
NOAH Capital Markets	0%	0%
Peresec Prime Brokers	8%	32%
Prescient Securities	5%	0%
RMB Morgan Stanley	18%	25%
SBG Securities	49%	26%
Sinayo Securities	0%	0%
Vunani Securities	0%	0%
Total	100%	100%

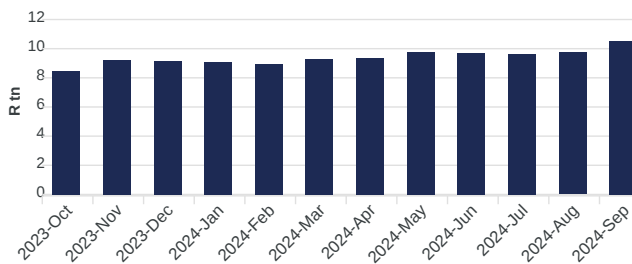
Top 10 Cross-Market Value Market Share - Top 40

Trade Date	Security	Market Share (%)
2024-09-06	SHP	65.8%
2024-09-16	CFR	50.6%
2024-09-02	PRX	39.7%
2024-09-13	CFR	38.7%
2024-09-25	PRX	33.3%
2024-09-25	GLN	29.1%
2024-09-13	WHL	29%
2024-09-13	PRX	28.2%
2024-09-17	CFR	27.2%
2024-09-05	GLN	25.4%

Top 10 Cross-Market Value Market Share - Other

Trade Date	Security	Market Share (%)
2024-09-09	HMN	84.6%
2024-09-23	ETFT40	84.1%
2024-09-23	RBX	82.9%
2024-09-16	ETFT40	77.2%
2024-09-27	ETFSAP	70.2%
2024-09-11	MTA	69.1%
2024-09-30	ETFSAP	67.2%
2024-09-06	SHP	65.8%
2024-09-12	ETFSAP	59.8%
2024-09-13	MTA	59.1%

Combined Market Cap of Listed Securities



You can view a full list of the instruments available for trade on A2X [here](#)

Activity by Trade Type

Trade Type	Count	Value	Broker	%
AoD	20	R 89.51M	Investec Markets	100%
AT	299.3K	R 9.35B	SBG Securities	37.2%
AT	201.65K	R 5.34B	RMB Morgan Stanley	21.3%
AT	110.53K	R 5.09B	Peresec Prime Brokers	20.3%
AT	195.19K	R 3.04B	ABSA Capital Securities	12.1%
AT	28.13K	R 1.01B	Investec Markets	4%
LS	24	R 1.06B	Peresec Prime Brokers	100%
NC (VWAP)	6	R 15.15M	Peresec Prime Brokers	100%

* Cross-Market Value Share is of total continuous trade. Continuous trade is on-market trade and excludes auctions, report only trades and the JSE's complex order suite trades.