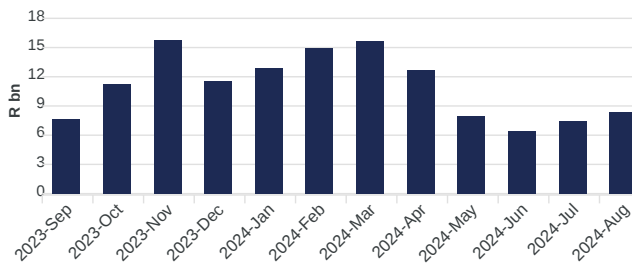


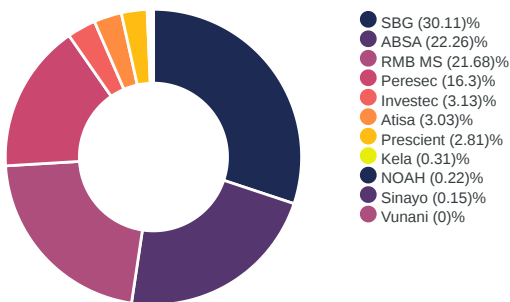
Consideration Traded



Activity By Share Aug 2024



Broker Activity Aug 2024



Broker Activity Breakdown

Broker Name	Aggressive	Passive
ABSA Capital Securities	20%	24%
Anchor Stockbrokers	0%	0%
Atisa Securities	4%	2%
Investec Markets	6%	0%
Kela Securities	1%	0%
NOAH Capital Markets	0%	0%
Peresec Prime Brokers	9%	24%
Prescient Securities	6%	0%
RMB Morgan Stanley	16%	28%
SBG Securities	38%	22%
Sinayo Securities	0%	0%
Vunani Securities	0%	0%
Total	100%	100%

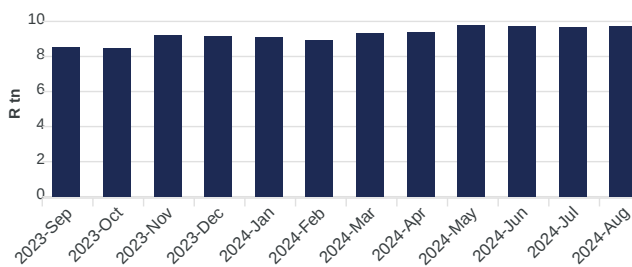
Top 10 Cross-Market Value Market Share - Top 40

Trade Date	Security	Market Share (%)
2024-08-23	DSY	67.6%
2024-08-02	MNP	34.7%
2024-08-16	MNP	34%
2024-08-01	MNP	31.8%
2024-08-26	SLM	26%
2024-08-13	IMP	26%
2024-08-29	CFR	24.4%
2024-08-05	GLN	24.1%
2024-08-06	ABG	23.4%
2024-08-07	CLS	22.4%

Top 10 Cross-Market Value Market Share - Other

Trade Date	Security	Market Share (%)
2024-08-01	ETFSWX	100%
2024-08-15	ETFSWX	99.9%
2024-08-08	ETFSWX	99.7%
2024-08-23	ETFSWX	98.6%
2024-08-21	RBX	76.6%
2024-08-23	ETF500	69.1%
2024-08-23	DSY	67.6%
2024-08-21	FBR	50.2%
2024-08-21	SAC	40.9%
2024-08-21	LHC	40.2%

Combined Market Cap of Listed Securities



You can view a full list of the instruments available for trade on A2X [here](#)

Activity by Trade Type

Trade Type	Count	Value	Broker	%
AoD	6	R 36.06M	Investec Markets	100%
AT	207.5K	R 4.54B	SBG Securities	30.1%
AT	188.63K	R 3.35B	ABSA Capital Securities	22.3%
AT	149.52K	R 3.27B	RMB Morgan Stanley	21.7%
AT	62.91K	R 2.46B	Peresec Prime Brokers	16.3%
AT	17.49K	R 471.76M	Investec Markets	3.1%
LS	20	R 1.44B	Peresec Prime Brokers	100%
NC (VWAP)	14	R 112.22M	Peresec Prime Brokers	100%
NC (VWAP)	2	R 1.38	Anchor Stockbrokers	0%

* Cross-Market Value Share is of total continuous trade. Continuous trade is on-market trade and excludes auctions, report only trades and the JSE's complex order suite trades.