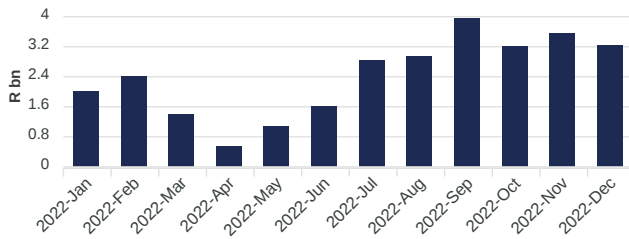
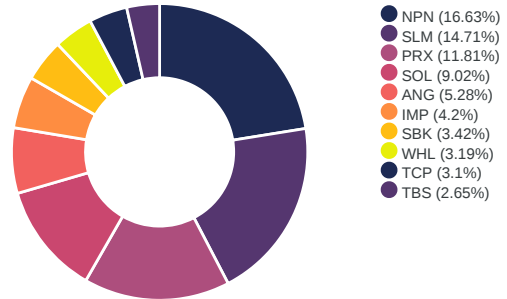


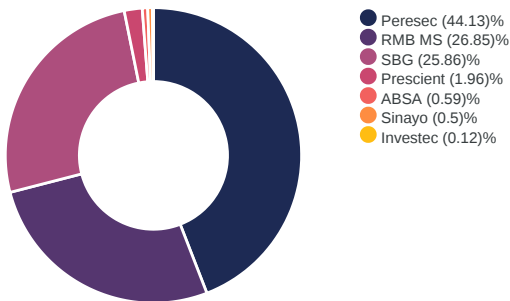
Consideration Traded



Activity By Share Dec 2022



Broker Activity Dec 2022



Broker Activity Breakdown

Broker Name	Aggressive	Passive
ABSA Capital Securities	1%	0%
Investec Markets	0%	0%
Peresec Prime Brokers	7%	81%
Prescient Securities	2%	2%
RMB Morgan Stanley	51%	2%
SBG Securities	38%	14%
Sinayo Securities	1%	0%
Total	100%	100%

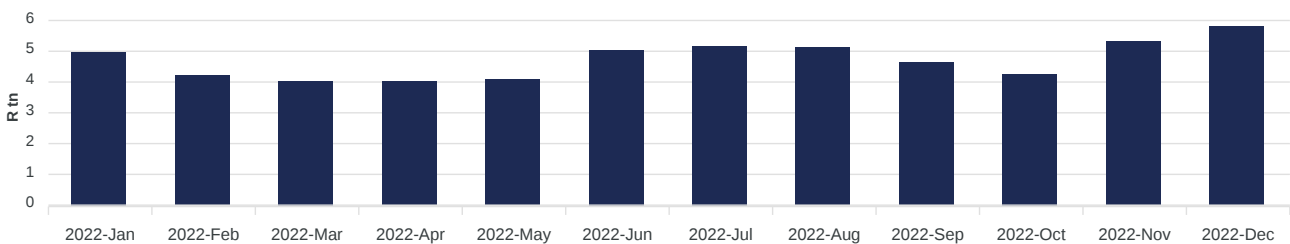
Top 10 Cross-Market Value Market Share - Top 40

Trade Date	Security	Market Share (%)
2022-12-12	SLM	23.7%
2022-12-09	SLM	22.4%
2022-12-14	SLM	16.2%
2022-12-22	APN	13.5%
2022-12-22	SOL	13.1%
2022-12-09	SOL	11.6%
2022-12-13	DSY	9.1%
2022-12-15	REM	9%
2022-12-14	APN	8.8%
2022-12-08	WHL	8.4%

Top 10 Cross-Market Value Market Share - Other

Trade Date	Security	Market Share (%)
2022-12-15	ETFPLT	100%
2022-12-08	ETFEMA	100%
2022-12-07	ETFUSD	100%
2022-12-01	ETFPLD	100%
2022-12-13	ETFSAP	99.8%
2022-12-06	ETFT40	98.7%
2022-12-02	ETFUSD	96.5%
2022-12-07	ETFSAP	93.2%
2022-12-07	ETFSWX	90.9%
2022-12-23	IVT	88.6%

Combined Market Cap of Listed Securities



You can view a full list of the instruments available for trade on A2X [here](#)

* Cross-Market Value Share is of total continuous trade. Continuous trade is on-market trade and excludes auctions, report only trades and the JSE's complex order suite trades.