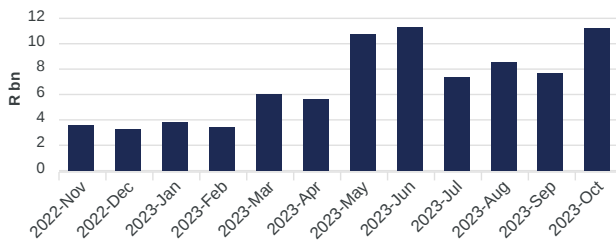
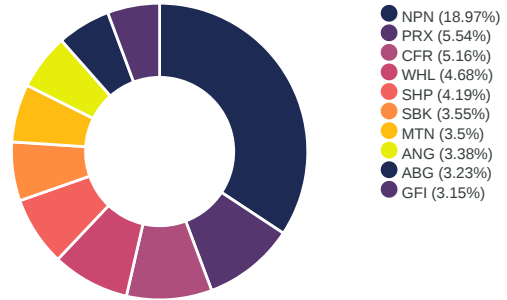


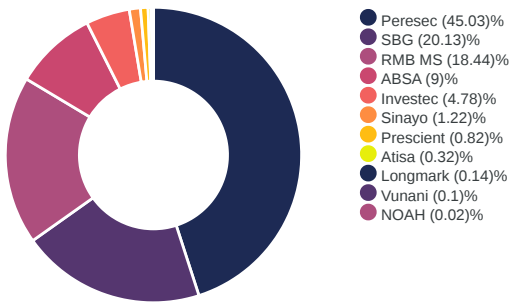
Consideration Traded



Activity By Share Oct 2023



Broker Activity Oct 2023



Broker Activity Breakdown

Broker Name	Aggressive	Passive
ABSA Capital Securities	10%	8%
Atisa Securities	0%	0%
Investec Markets	10%	0%
Longmark Securities	0%	0%
NOAH Capital Markets	0%	0%
Peresec Prime Brokers	9%	81%
Prescient Securities	2%	0%
RMB Morgan Stanley	33%	4%
SBG Securities	35%	6%
Sinayo Securities	2%	0%
Vunani Securities	0%	0%
Total	100%	100%

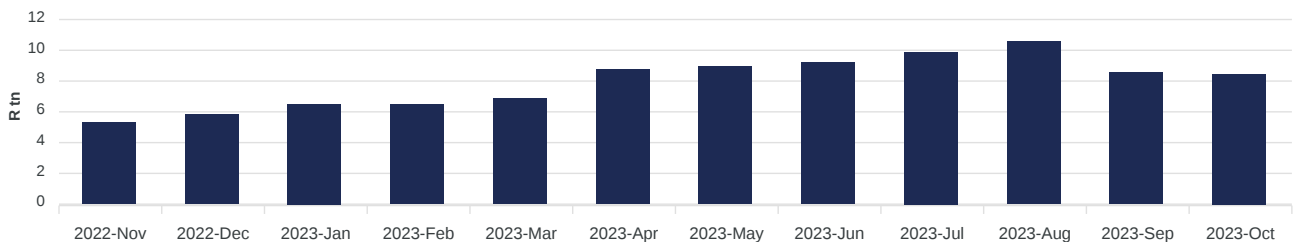
Top 10 Cross-Market Value Market Share - Top 40

Trade Date	Security	Market Share (%)
2023-10-12	NPN	49.8%
2023-10-04	SHP	39.3%
2023-10-23	WHL	28%
2023-10-26	BID	27.8%
2023-10-19	EXX	25.5%
2023-10-23	RNI	25.1%
2023-10-23	GLN	22.8%
2023-10-10	WHL	22.7%
2023-10-31	ABG	22.7%
2023-10-23	PRX	22.3%

Top 10 Cross-Market Value Market Share - Other

Trade Date	Security	Market Share (%)
2023-10-11	PMR	100%
2023-10-02	ETFT40	97.8%
2023-10-19	MTA	97.2%
2023-10-05	MTA	96.6%
2023-10-31	GML	96.2%
2023-10-09	BWN	92.4%
2023-10-18	MTA	92%
2023-10-05	ETFSAP	90.7%
2023-10-25	MTA	82.2%
2023-10-13	KRO	80.8%

Combined Market Cap of Listed Securities



You can view a full list of the instruments available for trade on A2X [here](#)

* Cross-Market Value Share is of total continuous trade. Continuous trade is on-market trade and excludes auctions, report only trades and the JSE's complex order suite trades.