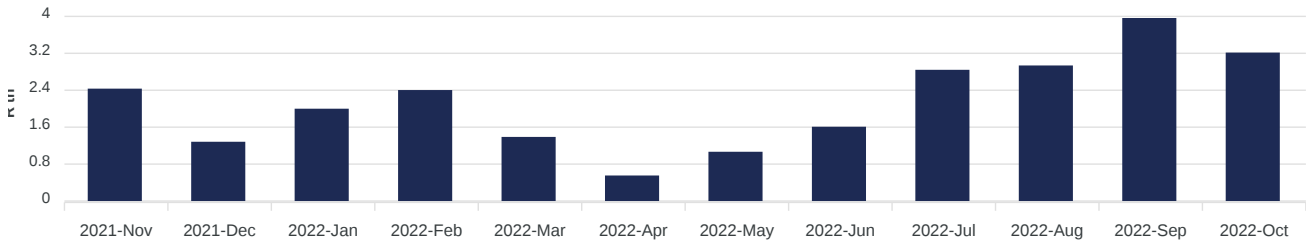
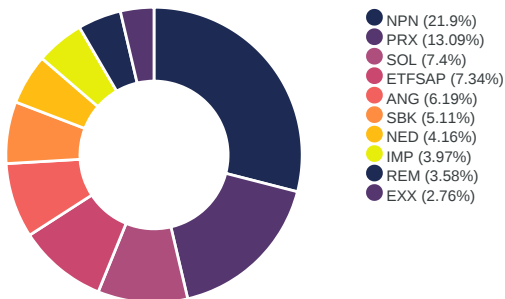


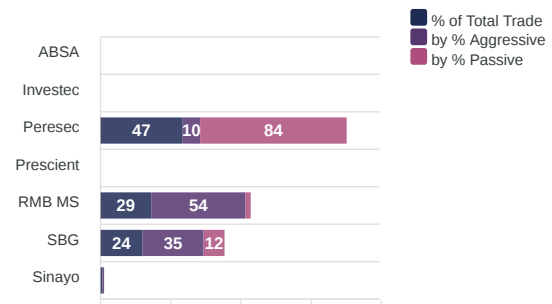
Consideration Traded



Activity By Share Oct 2022



Activity By Broker Oct 2022



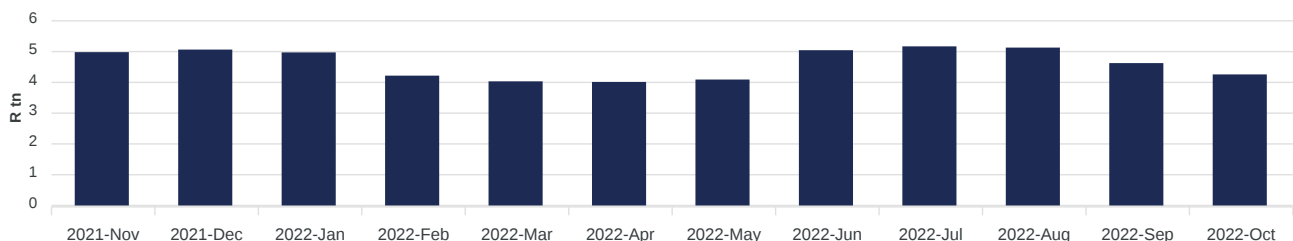
Top 10 Cross-Market Value Market Share - Top 40

Trade Date	Security	Market Share (%)
2022-10-04	REM	22.7%
2022-10-28	APN	18.6%
2022-10-10	REM	10.7%
2022-10-20	NED	10.3%
2022-10-25	APN	10.3%
2022-10-18	ANG	9.3%
2022-10-04	MRP	8.8%
2022-10-27	PRX	8.4%
2022-10-05	DSY	7.7%
2022-10-04	ANG	7.6%

Top 10 Cross-Market Value Market Share - Other

Trade Date	Security	Market Share (%)
2022-10-13	ETFEMA	100%
2022-10-14	ETFEMA	100%
2022-10-14	IVT	100%
2022-10-21	ETFUSD	100%
2022-10-12	ETFSAP	100%
2022-10-27	ETFT40	99.9%
2022-10-27	ETFUSD	99.9%
2022-10-11	ETFSAP	99.8%
2022-10-18	ETFUSD	98.9%
2022-10-20	ETFSAP	98.9%

Combined Market Cap of Listed Securities



You can view a full list of the instruments available for trade on A2X [here](#)

* Cross-Market Value Share is of total continuous trade. Continuous trade is on-market trade and excludes auctions, report only trades and the JSE's complex order suite trades.