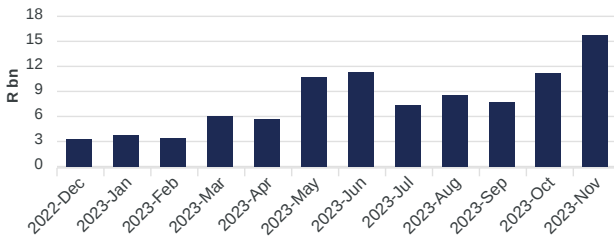
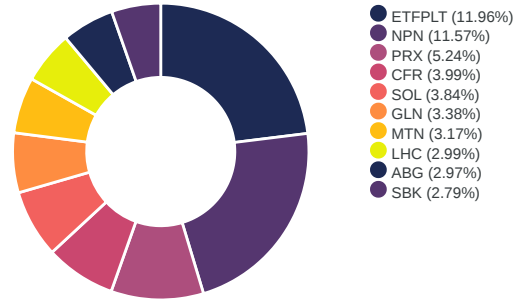


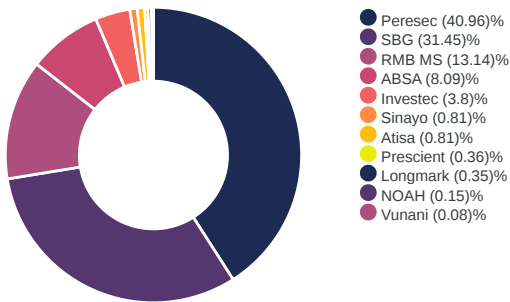
Consideration Traded



Activity By Share Nov 2023



Broker Activity Nov 2023



Broker Activity Breakdown

Broker Name	Aggressive	Passive
ABSA Capital Securities	12%	4%
Atisa Securities	1%	1%
Investec Markets	8%	0%
Longmark Securities	0%	1%
NOAH Capital Markets	0%	0%
Peresec Prime Brokers	6%	76%
Prescient Securities	1%	0%
RMB Morgan Stanley	23%	3%
SBG Securities	48%	15%
Sinayo Securities	1%	0%
Vunani Securities	0%	0%
Total	100%	100%

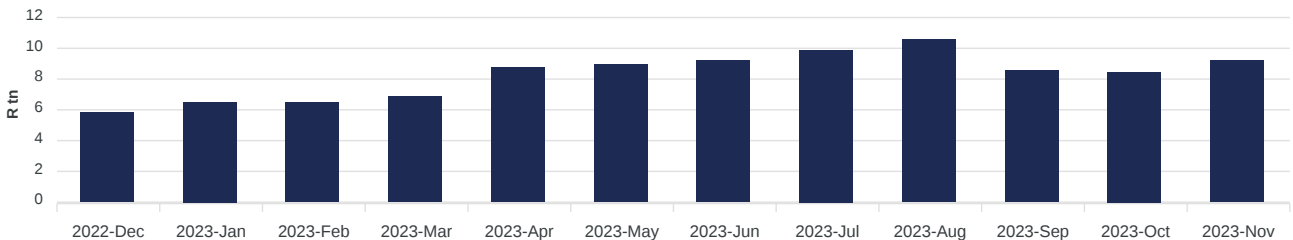
Top 10 Cross-Market Value Market Share - Top 40

Trade Date	Security	Market Share (%)
2023-11-30	SOL	33.7%
2023-11-20	MRP	32%
2023-11-06	GRT	29.8%
2023-11-09	REM	27.1%
2023-11-02	GRT	25.8%
2023-11-28	BID	25.7%
2023-11-07	VOD	25.6%
2023-11-08	GRT	24.6%
2023-11-30	ABG	21.6%
2023-11-30	GLN	21.1%

Top 10 Cross-Market Value Market Share - Other

Trade Date	Security	Market Share (%)
2023-11-02	ETFPLT	99.9%
2023-11-29	IVT	93.2%
2023-11-24	ATT	85.8%
2023-11-06	BAW	84.7%
2023-11-17	IVT	77.9%
2023-11-03	BYI	77.3%
2023-11-06	BYI	75.7%
2023-11-02	EQU	74.9%
2023-11-28	STXILB	73.5%
2023-11-03	MTA	71.8%

Combined Market Cap of Listed Securities



You can view a full list of the instruments available for trade on A2X [here](#)

* Cross-Market Value Share is of total continuous trade. Continuous trade is on-market trade and excludes auctions, report only trades and the JSE's complex order suite trades.