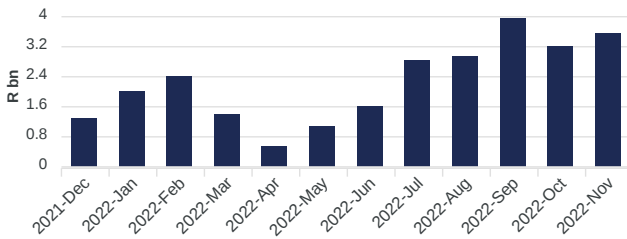
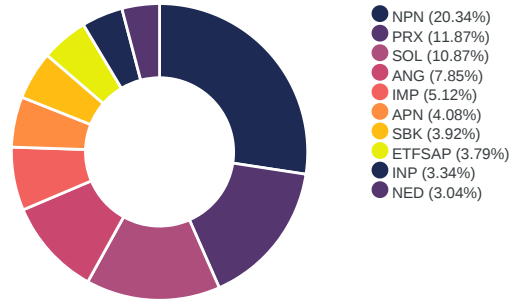


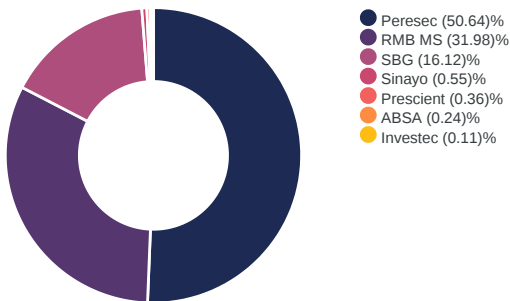
## Consideration Traded



## Activity By Share Nov 2022



## Broker Activity Nov 2022



## Broker Activity Breakdown

Broker Name	Aggressive	Passive
ABSA Capital Securities	0%	0%
Investec Markets	0%	0%
Peresec Prime Brokers	10%	92%
Prescient Securities	0%	0%
RMB Morgan Stanley	61%	3%
SBG Securities	28%	5%
Sinayo Securities	1%	0%
<b>Total</b>	<b>100%</b>	<b>100%</b>

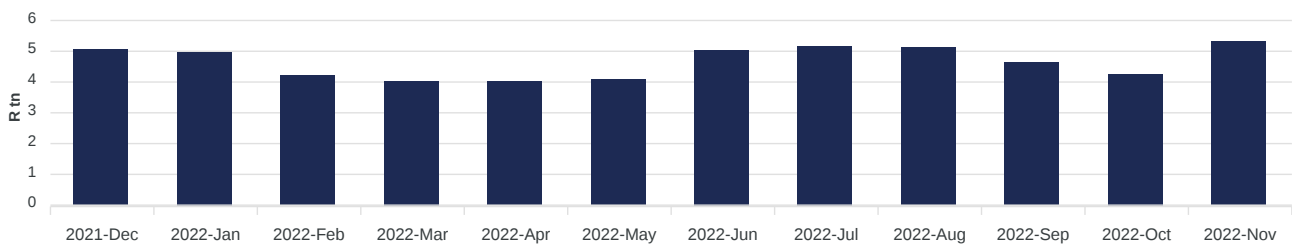
## Top 10 Cross-Market Value Market Share - Top 40

Trade Date	Security	Market Share (%)
2022-11-28	APN	16.4%
2022-11-22	APN	15.4%
2022-11-23	REM	14.5%
2022-11-18	APN	13.2%
2022-11-18	DSY	12.8%
2022-11-16	APN	12.2%
2022-11-25	APN	11.2%
2022-11-01	MRP	10.4%
2022-11-17	APN	9.5%
2022-11-09	INL	9.5%

## Top 10 Cross-Market Value Market Share - Other

Trade Date	Security	Market Share (%)
2022-11-02	ETFUSD	100%
2022-11-23	ETFUSD	100%
2022-11-10	ETFSA	100%
2022-11-21	HUG	100%
2022-11-11	HUG	100%
2022-11-21	ETFEMA	100%
2022-11-01	ETFSA	99.8%
2022-11-10	ETFT40	99.8%
2022-11-16	ETFT40	99.7%
2022-11-02	ETFSA	99.6%

## Combined Market Cap of Listed Securities



You can view a full list of the instruments available for trade on A2X [here](#)

\* Cross-Market Value Share is of total continuous trade. Continuous trade is on-market trade and excludes auctions, report only trades and the JSE's complex order suite trades.