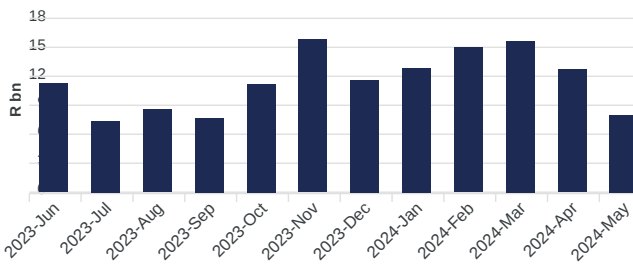
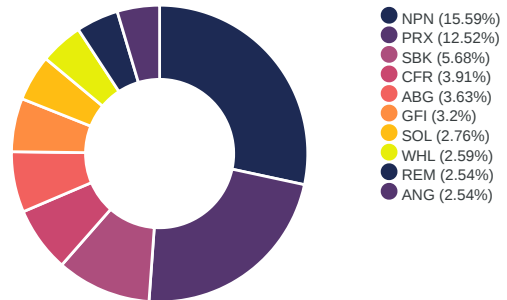


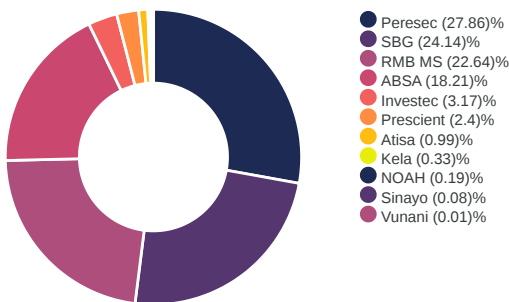
Consideration Traded



Activity By Share May 2024



Broker Activity May 2024



Broker Activity Breakdown

Broker Name	Aggressive	Passive
ABSA Capital Securities	16%	20%
Atisa Securities	2%	0%
Investec Markets	6%	0%
Kela Securities	0%	0%
NOAH Capital Markets	0%	0%
Peresec Prime Brokers	9%	47%
Prescient Securities	5%	0%
RMB Morgan Stanley	24%	21%
SBG Securities	37%	11%
Sinayo Securities	0%	0%
Vunani Securities	0%	0%
Total	100%	100%

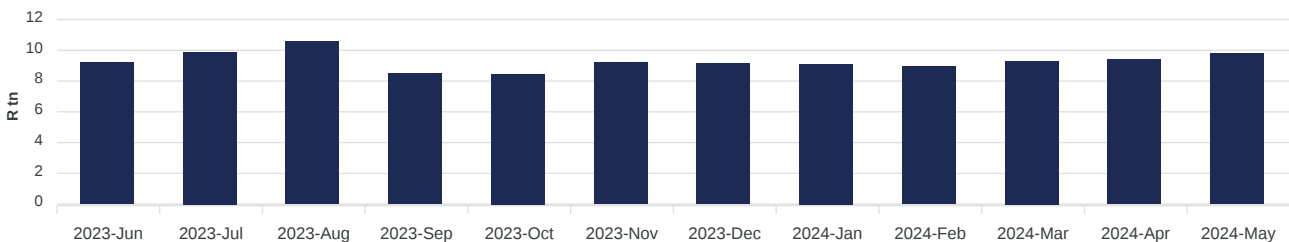
Top 10 Cross-Market Value Market Share - Top 40

Trade Date	Security	Market Share (%)
2024-05-16	MRP	44.7%
2024-05-23	INP	43.6%
2024-05-21	WHL	41.1%
2024-05-07	PRX	29.7%
2024-05-14	REM	29.3%
2024-05-31	INP	26.1%
2024-05-09	RNI	22.1%
2024-05-31	DSY	21%
2024-05-02	WHL	20.9%
2024-05-13	DSY	20.1%

Top 10 Cross-Market Value Market Share - Other

Trade Date	Security	Market Share (%)
2024-05-13	VUN	100%
2024-05-22	ETFT40	98.4%
2024-05-02	ETFT40	97.8%
2024-05-02	ETFSAP	90.9%
2024-05-17	ETFSAP	74.2%
2024-05-03	ETFT40	72.1%
2024-05-06	SUR	67.4%
2024-05-09	RCL	66%
2024-05-16	PIK	63%
2024-05-09	ETFSAP	61%

Combined Market Cap of Listed Securities



You can view a full list of the instruments available for trade on A2X [here](#)

* Cross-Market Value Share is of total continuous trade. Continuous trade is on-market trade and excludes auctions, report only trades and the JSE's complex order suite trades.