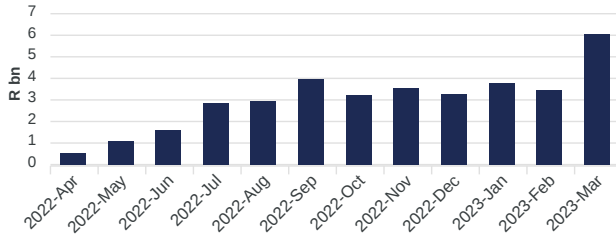


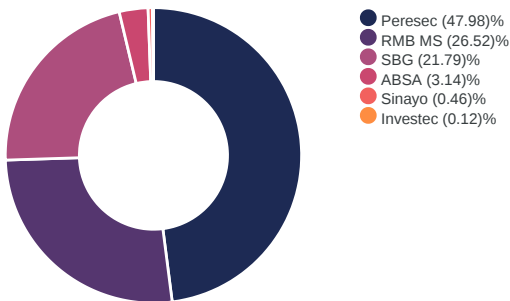
Consideration Traded



Activity By Share Mar 2023



Broker Activity Mar 2023



Broker Activity Breakdown

Broker Name	Aggressive	Passive
ABSA Capital Securities	4%	2%
Investec Markets	0%	0%
Persec Prime Brokers	11%	85%
RMB Morgan Stanley	49%	4%
SBG Securities	35%	9%
Sinayo Securities	1%	0%
Total	100%	100%

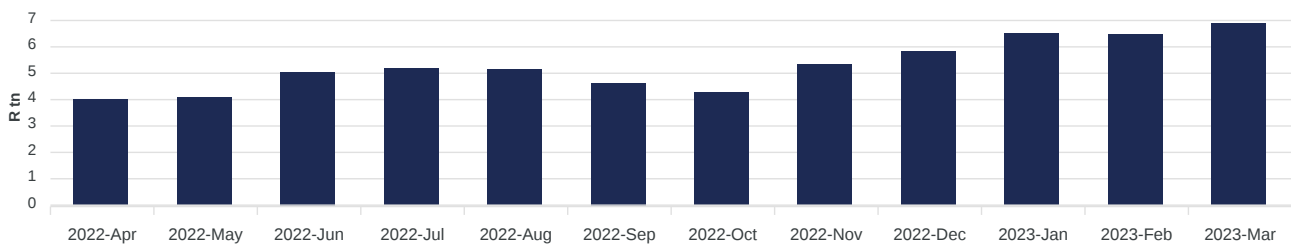
Top 10 Cross-Market Value Market Share - Top 40

Trade Date	Security	Market Share (%)
2023-03-31	SBK	29.7%
2023-03-27	REM	19.8%
2023-03-30	WHL	16.1%
2023-03-02	SLM	15.8%
2023-03-24	REM	13.9%
2023-03-10	MRP	13.8%
2023-03-09	REM	13%
2023-03-10	NED	12.6%
2023-03-27	EXX	12.1%
2023-03-29	NRP	11.6%

Top 10 Cross-Market Value Market Share - Other

Trade Date	Security	Market Share (%)
2023-03-22	PBG	100%
2023-03-10	ASC	100%
2023-03-02	ETFSWX	99.7%
2023-03-13	ETFT40	99.7%
2023-03-02	ETFSAP	99.7%
2023-03-09	FTA	99.5%
2023-03-13	ETFSRI	99.2%
2023-03-09	ETFGLD	99%
2023-03-28	ETFSAP	98.9%
2023-03-07	FTA	98.1%

Combined Market Cap of Listed Securities



You can view a full list of the instruments available for trade on A2X [here](#)

* Cross-Market Value Share is of total continuous trade. Continuous trade is on-market trade and excludes auctions, report only trades and the JSE's complex order suite trades.