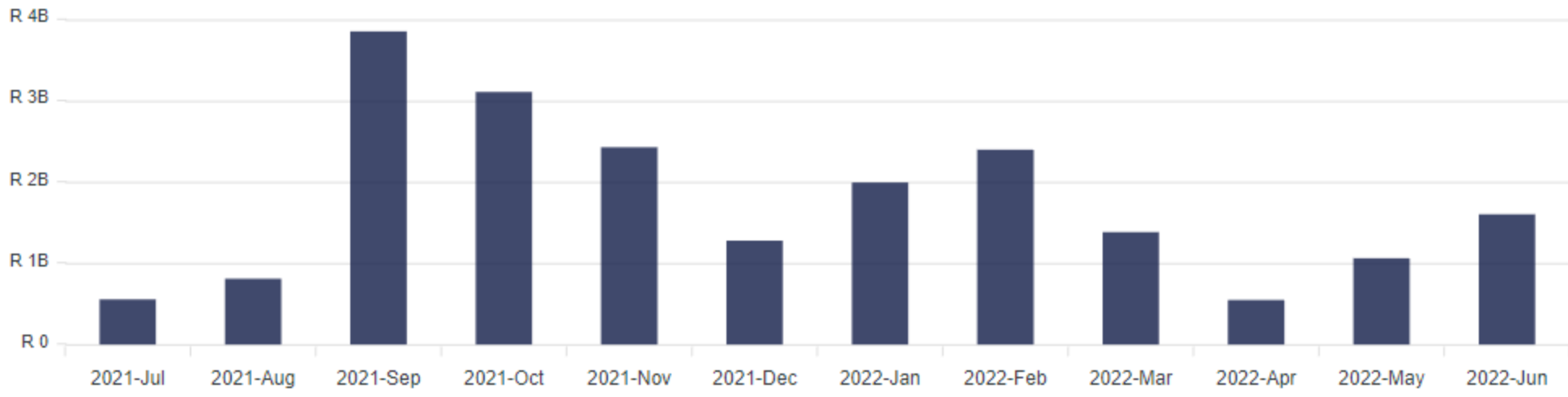
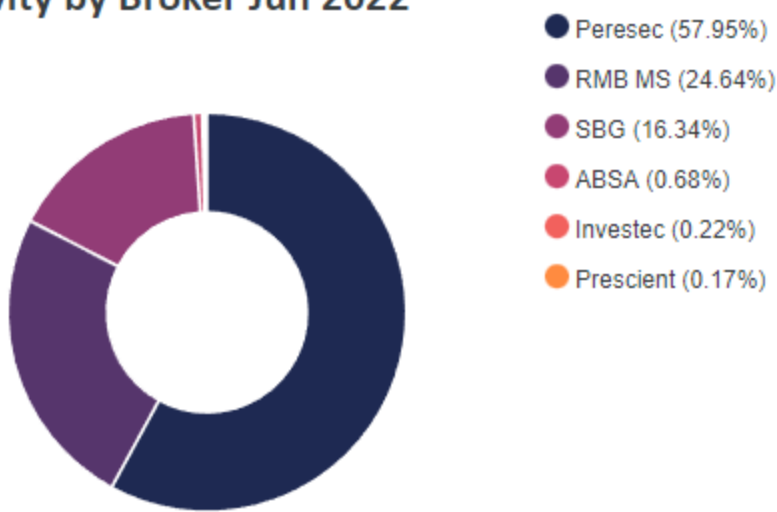


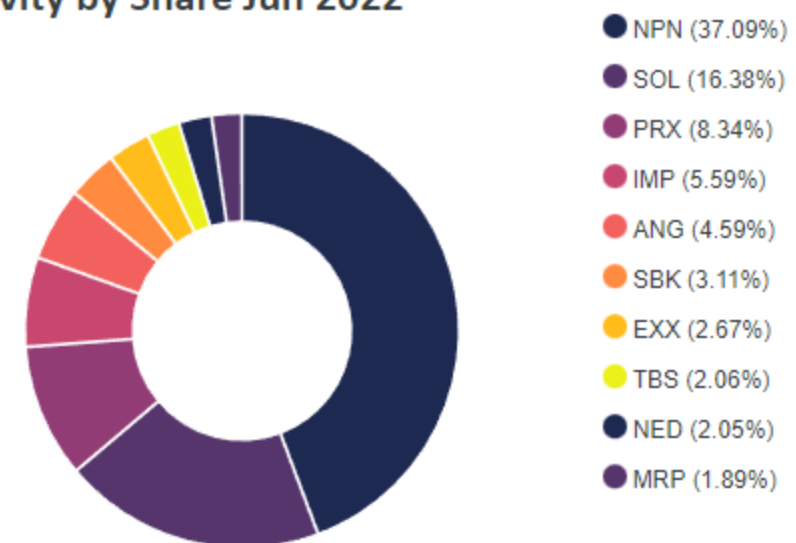
Consideration Traded



Activity by Broker Jun 2022



Activity by Share Jun 2022



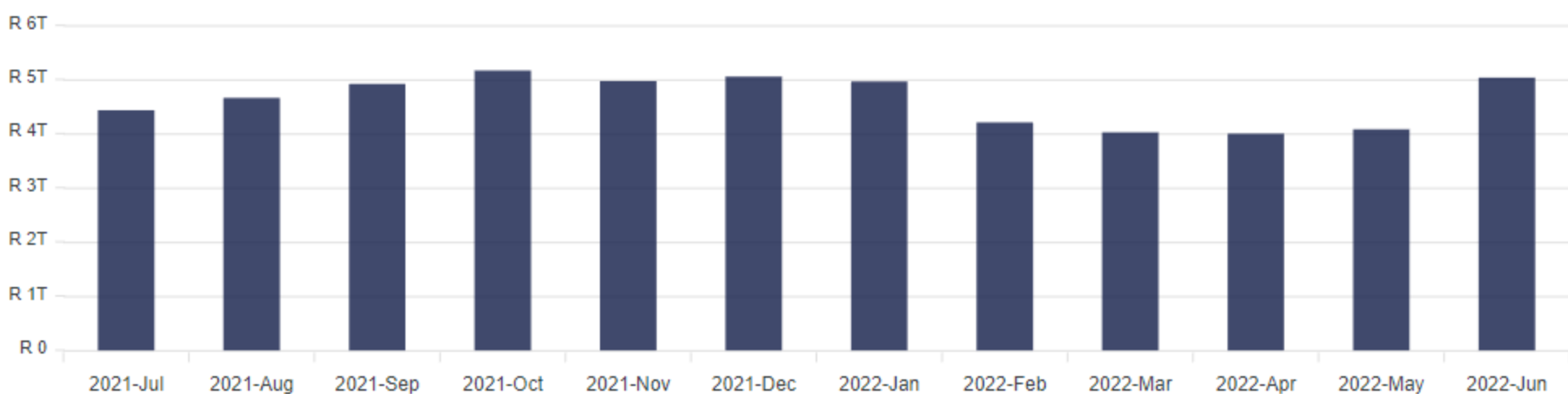
Top 10 Cross-Market Value Market Share - Top 40

Trade Date	Security Code	Value Mkt Share %
2022-06-21	INP	13.2
2022-06-30	SOL	6.1
2022-06-29	IMP	6.0
2022-06-02	EXX	5.6
2022-06-30	APN	5.0
2022-06-10	APN	4.6
2022-06-20	EXX	4.2
2022-06-13	EXX	4.1
2022-06-29	SOL	4.0
2022-06-06	MRP	3.9

Top 10 Cross-Market Value Market Share - Other

Trade Date	Security Code	Value Mkt Share %
2022-06-29	IVT	57.6
2022-06-29	SAC	16.7
2022-06-29	CLH	15.2
2022-06-10	CLH	14.4
2022-06-30	IVT	14.4
2022-06-30	HDC	13.9
2022-06-03	AVI	13.7
2022-06-24	SAC	13.6
2022-06-01	SAC	11.9
2022-06-14	PAN	11.6

Combined Market Cap of Listed Securities



You can view a full list of the instruments available for trade on A2X [here](#)

* Cross-Market Value Share is of total continuous trade. Continuous trade is on-market trade and excludes auctions, report only trades and the JSE's complex order suite trades.