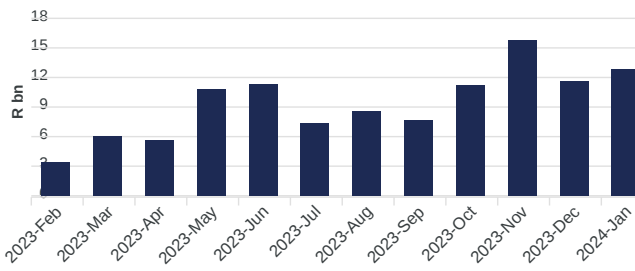
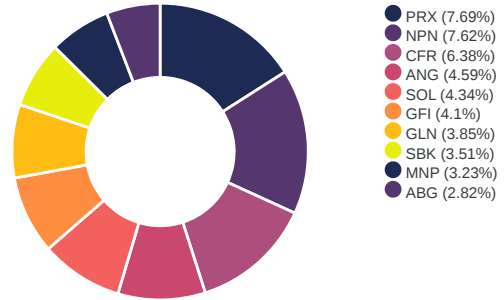


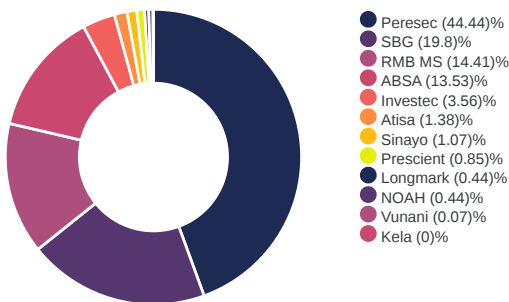
Consideration Traded



Activity By Share Jan 2024



Broker Activity Jan 2024



Broker Activity Breakdown

Broker Name	Aggressive	Passive
ABSA Capital Securities	21%	6%
Atisa Securities	2%	1%
Investec Markets	7%	0%
Kela Securities	0%	0%
Longmark Securities	0%	1%
NOAH Capital Markets	1%	0%
Peresec Prime Brokers	9%	80%
Prescient Securities	1%	0%
RMB Morgan Stanley	22%	6%
SBG Securities	35%	5%
Sinayo Securities	2%	0%
Vunani Securities	0%	0%
Total	100%	100%

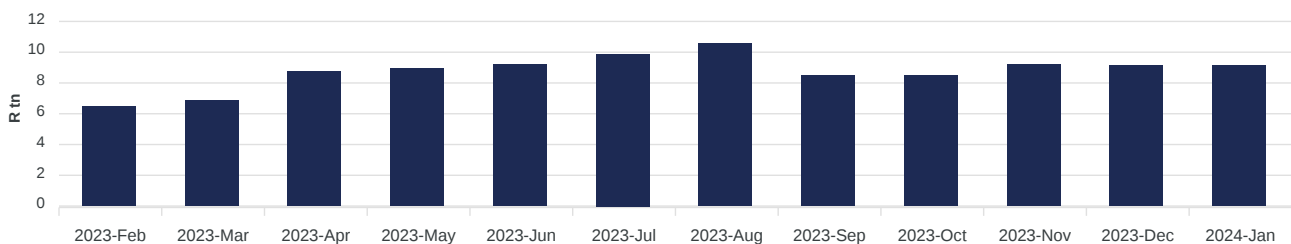
Top 10 Cross-Market Value Market Share - Top 40

Trade Date	Security	Market Share (%)
2024-01-23	REM	45.1%
2024-01-05	SLM	40.2%
2024-01-12	GRT	36.4%
2024-01-11	MNP	34%
2024-01-30	ANG	32.3%
2024-01-18	ANG	31.4%
2024-01-25	NRP	29.3%
2024-01-24	NRP	28.4%
2024-01-15	MNP	27.9%
2024-01-15	REM	26.9%

Top 10 Cross-Market Value Market Share - Other

Trade Date	Security	Market Share (%)
2024-01-12	ETFUSD	100%
2024-01-03	RCL	100%
2024-01-16	RBX	97.9%
2024-01-23	ETFUSD	96.3%
2024-01-17	PBG	93.3%
2024-01-29	TSG	92.6%
2024-01-26	ETFSAP	90%
2024-01-04	SNT	89.6%
2024-01-09	ETFSAP	88.6%
2024-01-22	ADH	88.2%

Combined Market Cap of Listed Securities



You can view a full list of the instruments available for trade on A2X [here](#)

* Cross-Market Value Share is of total continuous trade. Continuous trade is on-market trade and excludes auctions, report only trades and the JSE's complex order suite trades.