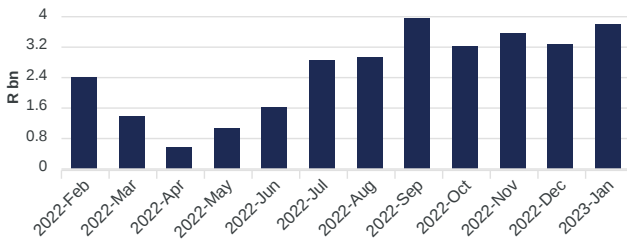


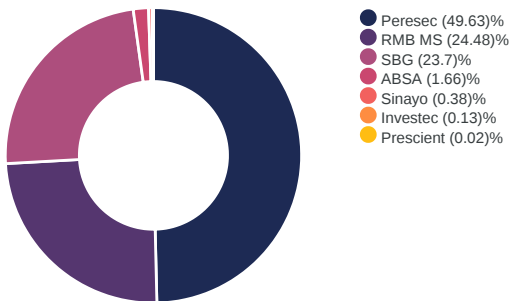
Consideration Traded



Activity By Share Jan 2023



Broker Activity Jan 2023



Broker Activity Breakdown

Broker Name	Aggressive	Passive
ABSA Capital Securities	2%	1%
Investec Markets	0%	0%
Peresec Prime Brokers	11%	88%
Prescient Securities	0%	0%
RMB Morgan Stanley	48%	1%
SBG Securities	39%	9%
Sinayo Securities	1%	0%
Total	100%	100%

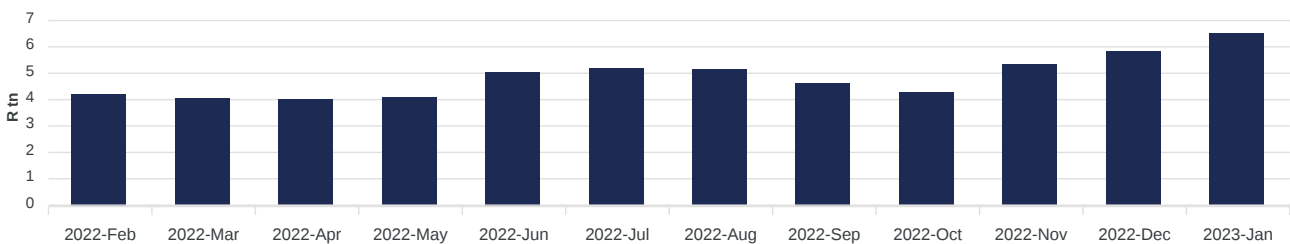
Top 10 Cross-Market Value Market Share - Top 40

Trade Date	Security	Market Share (%)
2023-01-26	GRT	41.8%
2023-01-18	SLM	31.2%
2023-01-18	GRT	25.9%
2023-01-27	GRT	19.4%
2023-01-19	GRT	16.5%
2023-01-09	WHL	14.2%
2023-01-26	APN	13.7%
2023-01-19	APN	13.4%
2023-01-24	GRT	12.2%
2023-01-11	APN	11.4%

Top 10 Cross-Market Value Market Share - Other

Trade Date	Security	Market Share (%)
2023-01-13	ETFEMA	100%
2023-01-05	PBG	100%
2023-01-26	HUG	100%
2023-01-23	PBG	100%
2023-01-18	ETFPLT	100%
2023-01-23	ETFUSD	99.9%
2023-01-10	ETFSWX	99.9%
2023-01-12	ETFT40	99.6%
2023-01-10	ETFUSD	99.4%
2023-01-12	ETFTRI	98.8%

Combined Market Cap of Listed Securities



You can view a full list of the instruments available for trade on A2X [here](#)

* Cross-Market Value Share is of total continuous trade. Continuous trade is on-market trade and excludes auctions, report only trades and the JSE's complex order suite trades.