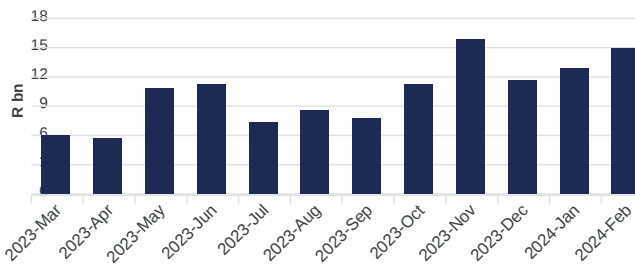


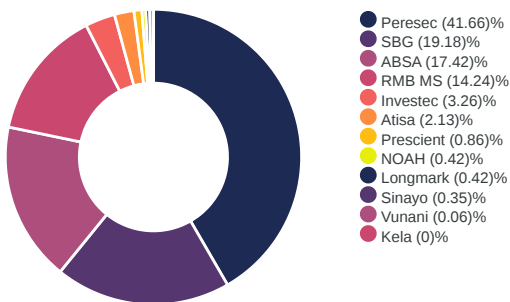
Consideration Traded



Activity By Share Feb 2024



Broker Activity Feb 2024



Broker Activity Breakdown

Broker Name	Aggressive	Passive
ABSA Capital Securities	27%	8%
Atisa Securities	2%	2%
Investec Markets	6%	0%
Kela Securities	0%	0%
Longmark Securities	0%	1%
NOAH Capital Markets	0%	0%
Peresec Prime Brokers	10%	74%
Prescient Securities	2%	0%
RMB Morgan Stanley	20%	9%
SBG Securities	32%	7%
Sinayo Securities	1%	0%
Vunani Securities	0%	0%
Total	100%	100%

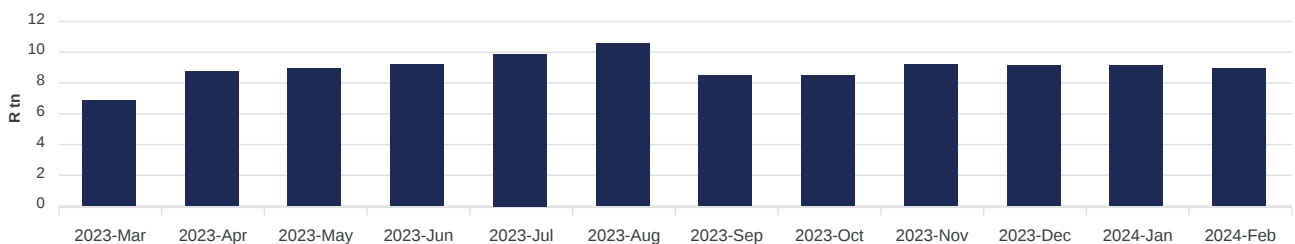
Top 10 Cross-Market Value Market Share - Top 40

Trade Date	Security	Market Share (%)
2024-02-29	SOL	51.6%
2024-02-15	SLM	45.8%
2024-02-27	MRP	34.1%
2024-02-12	RNI	32.3%
2024-02-15	REM	28%
2024-02-23	RNI	27.8%
2024-02-09	PRX	27%
2024-02-22	EXX	26.6%
2024-02-06	WHL	26.4%
2024-02-13	NED	26.1%

Top 10 Cross-Market Value Market Share - Other

Trade Date	Security	Market Share (%)
2024-02-22	ETFSWX	100%
2024-02-22	ETFT40	99.8%
2024-02-22	ETFSAP	99.7%
2024-02-22	ETFSRI	95.8%
2024-02-22	ETFEMA	92.9%
2024-02-01	ETFSAP	90.6%
2024-02-29	MTH	89.9%
2024-02-16	KRO	89.1%
2024-02-07	LTE	88.6%
2024-02-13	ETFUSD	87.8%

Combined Market Cap of Listed Securities



You can view a full list of the instruments available for trade on A2X [here](#)

* Cross-Market Value Share is of total continuous trade. Continuous trade is on-market trade and excludes auctions, report only trades and the JSE's complex order suite trades.