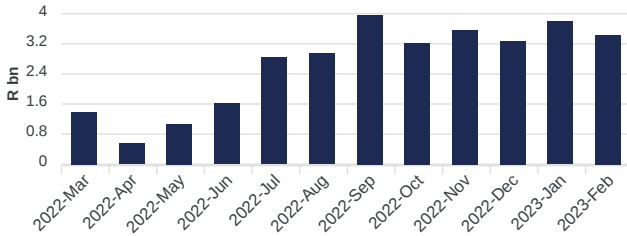
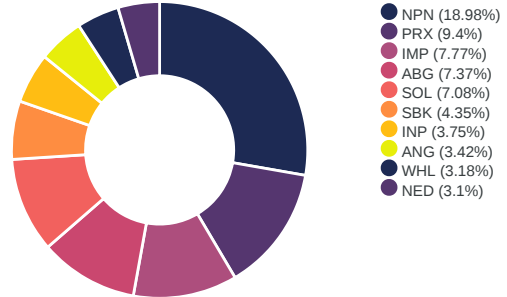


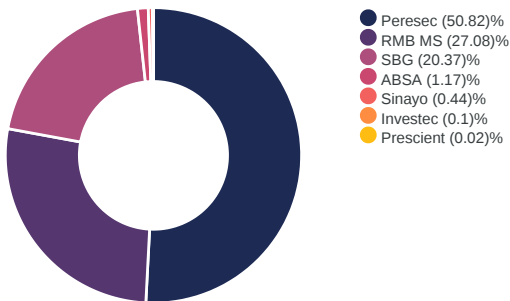
Consideration Traded



Activity By Share Feb 2023



Broker Activity Feb 2023



Broker Activity Breakdown

Broker Name	Aggressive	Passive
ABSA Capital Securities	2%	1%
Investec Markets	0%	0%
Peresec Prime Brokers	9%	93%
Prescient Securities	0%	0%
RMB Morgan Stanley	54%	1%
SBG Securities	35%	6%
Sinayo Securities	1%	0%
Total	100%	100%

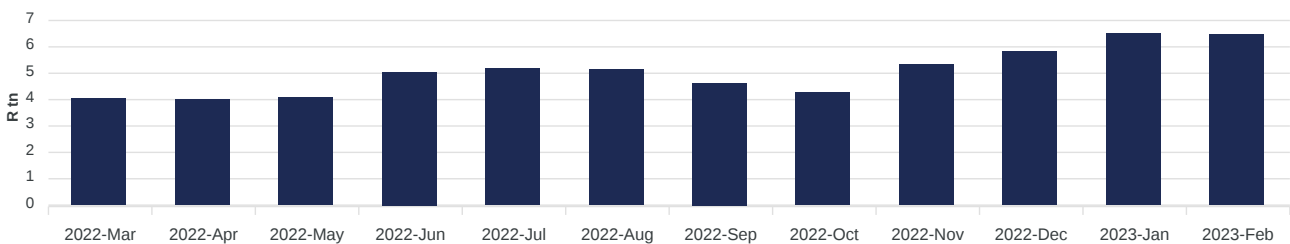
Top 10 Cross-Market Value Market Share - Top 40

Trade Date	Security	Market Share (%)
2023-02-23	GRT	37.2%
2023-02-17	INP	25.5%
2023-02-01	INP	14.3%
2023-02-20	EXX	12.1%
2023-02-24	IMP	11.2%
2023-02-16	REM	9.7%
2023-02-16	EXX	8.9%
2023-02-28	MRP	8.9%
2023-02-08	EXX	8.8%
2023-02-24	DSY	8.6%

Top 10 Cross-Market Value Market Share - Other

Trade Date	Security	Market Share (%)
2023-02-10	ETFSAP	99.8%
2023-02-16	ETFUSD	99.8%
2023-02-08	ETFUSD	94.6%
2023-02-17	ETFT40	93.9%
2023-02-20	ETFUSD	93.1%
2023-02-03	ASC	68.7%
2023-02-27	ETFSAP	52.2%
2023-02-17	ETFUSD	51%
2023-02-17	SSS	50.5%
2023-02-23	SSS	44.9%

Combined Market Cap of Listed Securities



You can view a full list of the instruments available for trade on A2X [here](#)

* Cross-Market Value Share is of total continuous trade. Continuous trade is on-market trade and excludes auctions, report only trades and the JSE's complex order suite trades.