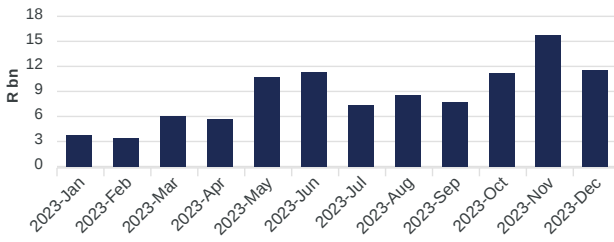
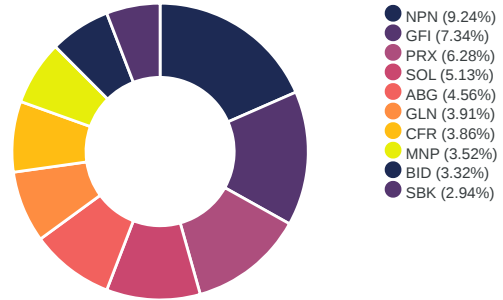


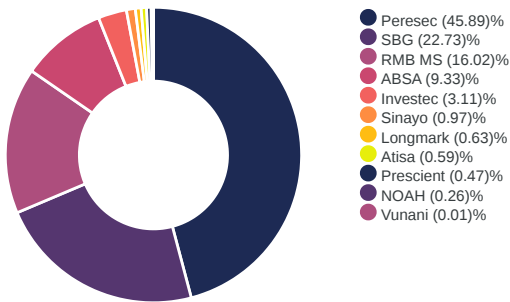
Consideration Traded



Activity By Share Dec 2023



Broker Activity Dec 2023



Broker Activity Breakdown

Broker Name	Aggressive	Passive
ABSA Capital Securities	15%	3%
Atisa Securities	0%	1%
Investec Markets	6%	0%
Longmark Securities	0%	1%
NOAH Capital Markets	0%	0%
Peresec Prime Brokers	8%	84%
Prescient Securities	1%	0%
RMB Morgan Stanley	26%	6%
SBG Securities	41%	5%
Sinayo Securities	2%	0%
Vunani Securities	0%	0%
Total	100%	100%

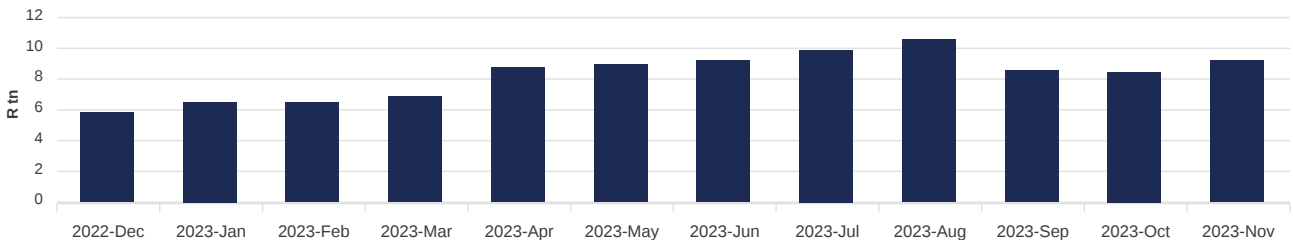
Top 10 Cross-Market Value Market Share - Top 40

Trade Date	Security	Market Share (%)
2023-12-29	DSY	24.4%
2023-12-08	INP	24.3%
2023-12-13	REM	22.6%
2023-12-12	PRX	21.5%
2023-12-28	SLM	21.3%
2023-12-06	GLN	21.1%
2023-12-22	BID	19.6%
2023-12-13	NED	19.2%
2023-12-13	EXX	19.2%
2023-12-06	EXX	19.1%

Top 10 Cross-Market Value Market Share - Other

Trade Date	Security	Market Share (%)
2023-12-07	ETFPLT	100%
2023-12-13	ETFT40	99.6%
2023-12-11	ETFRHO	92.6%
2023-12-13	ETFUSD	84.7%
2023-12-18	ETFT40	84.5%
2023-12-01	ETFSAP	84.2%
2023-12-19	ETFUSD	83.6%
2023-12-06	PAN	81.6%
2023-12-11	ETFSAP	79.2%
2023-12-06	RFG	72.4%

Combined Market Cap of Listed Securities



You can view a full list of the instruments available for trade on A2X [here](#)

* Cross-Market Value Share is of total continuous trade. Continuous trade is on-market trade and excludes auctions, report only trades and the JSE's complex order suite trades.