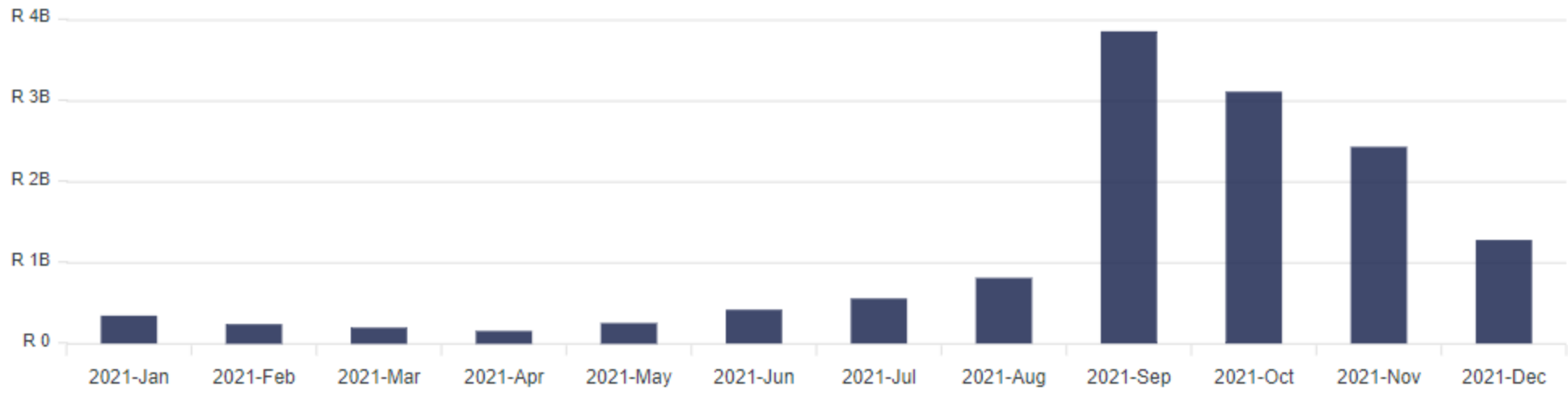
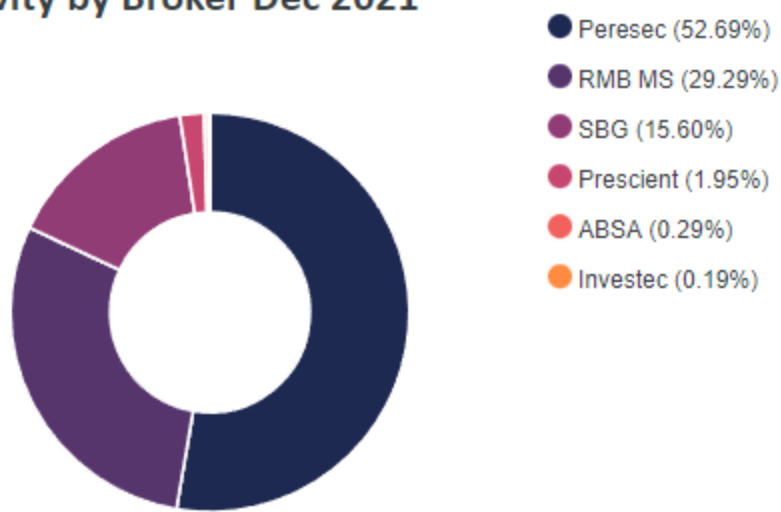


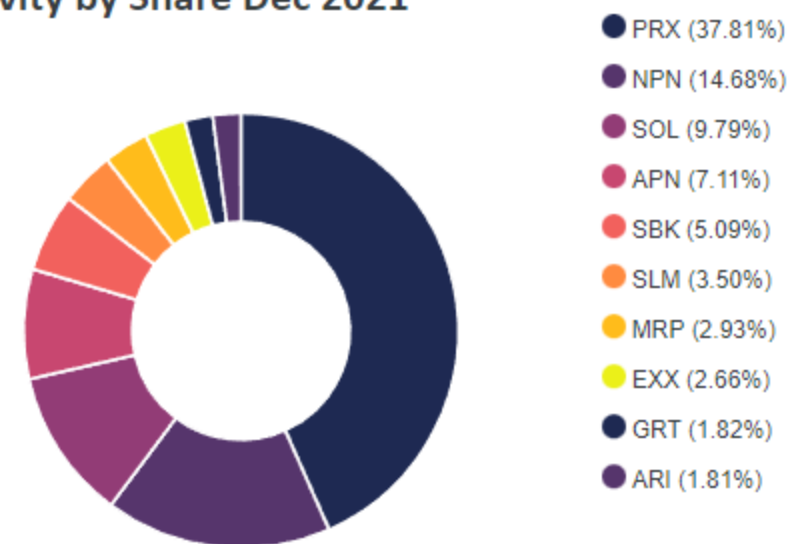
Consideration Traded



Activity by Broker Dec 2021



Activity by Share Dec 2021



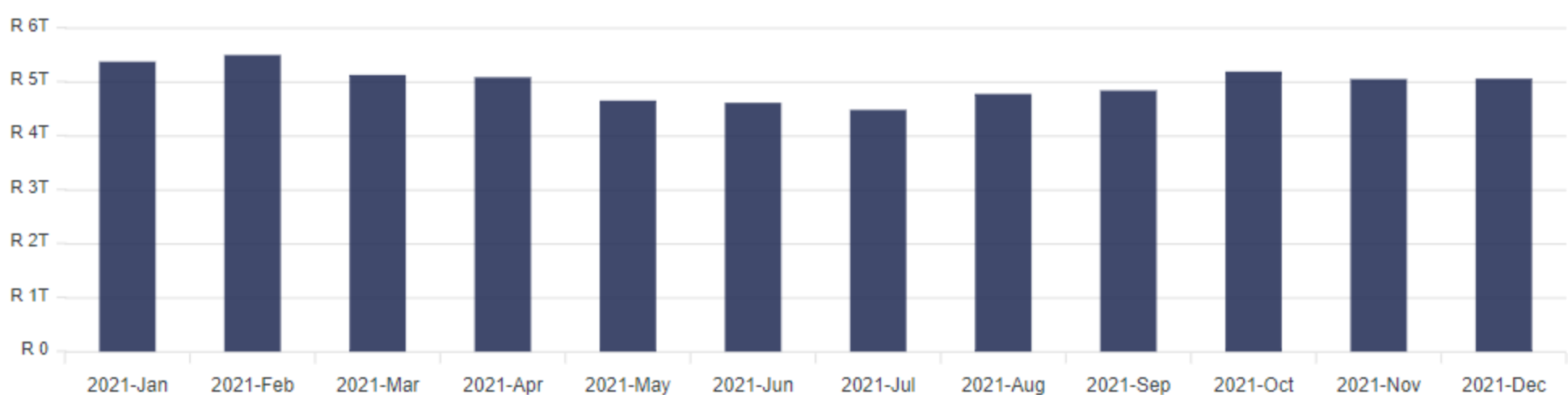
Top 10 Cross-Market Value Market Share - Top 40

Trade Date	Security Code	Value Mkt Share %
2021-12-06	APN	9.5
2021-12-31	INL	7.8
2021-12-24	SOL	7.5
2021-12-22	MRP	7.1
2021-12-31	PRX	6.4
2021-12-21	EXX	6.0
2021-12-13	SLM	5.2
2021-12-20	SLM	4.7
2021-12-31	SOL	4.7
2021-12-09	MRP	4.4

Top 10 Cross-Market Value Market Share - Other

Trade Date	Security Code	Value Mkt Share %
2021-12-21	NGPLT	98.2
2021-12-09	SYGSW4	78.7
2021-12-23	SYGEU	48.9
2021-12-09	IVT	44.1
2021-12-29	SYGWD	39.1
2021-12-23	SYGWD	38.5
2021-12-28	SYGEU	34.9
2021-12-29	SYGUS	32.0
2021-12-10	FVT	30.5
2021-12-02	IVT	30.0

Combined Market Cap of Listed Securities



You can view a full list of the instruments available for trade on A2X [here](#)

* Cross-Market Value Share is of total continuous trade. Continuous trade is on-market trade and excludes auctions, report only trades and the JSE's complex order suite trades.