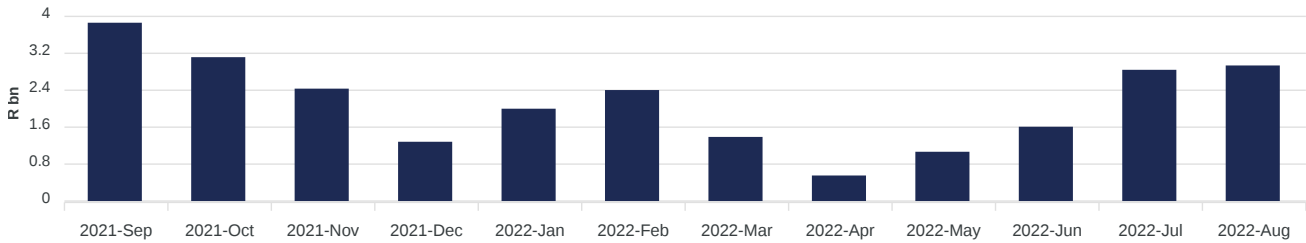
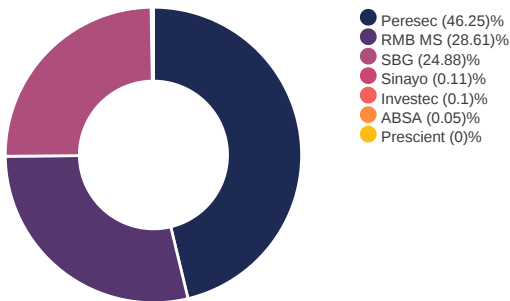


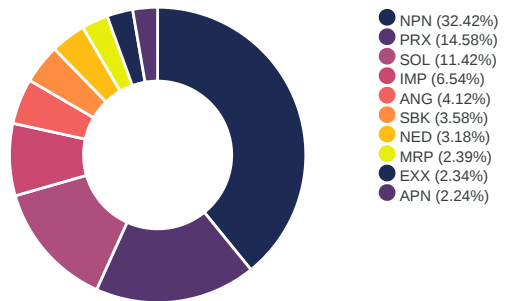
Consideration Traded



Activity By Broker



Activity By Share



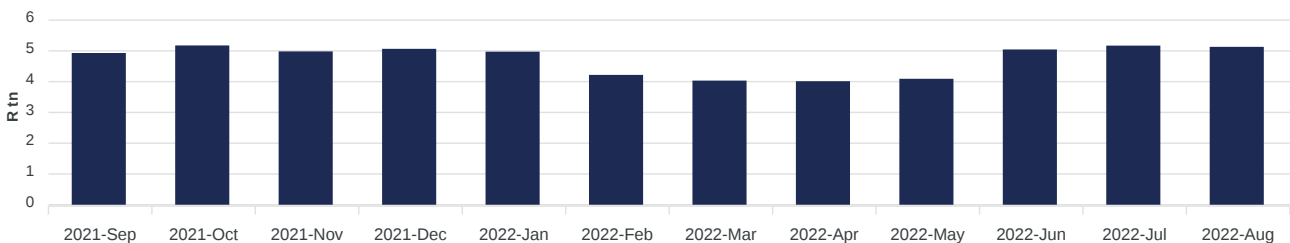
Top 10 Cross-Market Value Market Share - Top 40

Trade Date	Security	Market Share (%)
2022-08-24	PRX	10.7%
2022-08-19	INP	9.9%
2022-08-18	NPN	8.7%
2022-08-19	APN	8.2%
2022-08-22	INP	8%
2022-08-19	NRP	7.6%
2022-08-11	IMP	7.5%
2022-08-30	APN	6.9%
2022-08-29	INP	6.8%
2022-08-17	NPN	6.5%

Top 10 Cross-Market Value Market Share - Other

Trade Date	Security	Market Share (%)
2022-08-29	THA	100%
2022-08-01	FTA	98.6%
2022-08-17	HUG	71.3%
2022-08-29	HDC	58.4%
2022-08-04	IVT	51.2%
2022-08-03	FTB	48.5%
2022-08-26	HDC	44.8%
2022-08-22	SYGUS	42.2%
2022-08-25	IVT	39.1%
2022-08-15	SYGEU	38.2%

Combined Market Cap of Listed Securities



You can view a full list of the instruments available for trade on A2X [here](#)

* Cross-Market Value Share is of total continuous trade. Continuous trade is on-market trade and excludes auctions, report only trades and the JSE's complex order suite trades.