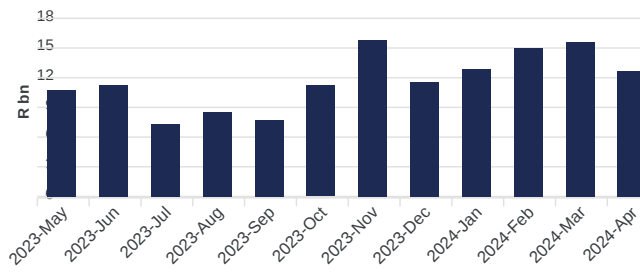
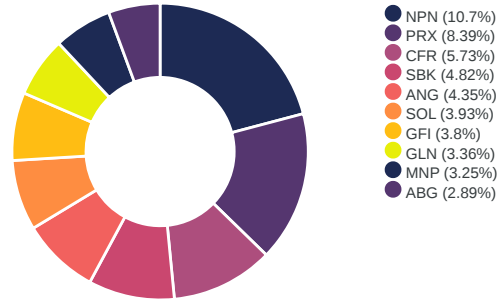


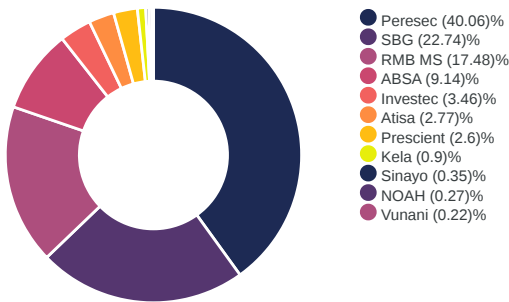
## Consideration Traded



## Activity By Share Apr 2024



## Broker Activity Apr 2024



## Broker Activity Breakdown

Broker Name	Aggressive	Passive
ABSA Capital Securities	11%	8%
Atisa Securities	4%	2%
Investec Markets	7%	0%
Kela Securities	1%	1%
NOAH Capital Markets	0%	0%
Peresec Prime Brokers	10%	70%
Prescient Securities	5%	0%
RMB Morgan Stanley	21%	14%
SBG Securities	39%	6%
Sinayo Securities	1%	0%
Vunani Securities	0%	0%
<b>Total</b>	<b>100%</b>	<b>100%</b>

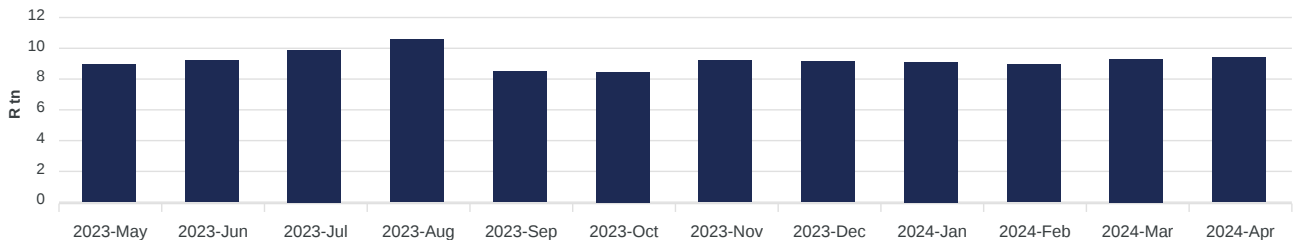
## Top 10 Cross-Market Value Market Share - Top 40

Trade Date	Security	Market Share (%)
2024-04-02	INP	35.5%
2024-04-15	BID	30.2%
2024-04-23	INP	29.8%
2024-04-16	INP	29.4%
2024-04-03	INP	29.2%
2024-04-30	ABG	28.5%
2024-04-15	CFR	27.7%
2024-04-02	RNI	25.8%
2024-04-30	PRX	23.5%
2024-04-02	VOD	23.5%

## Top 10 Cross-Market Value Market Share - Other

Trade Date	Security	Market Share (%)
2024-04-10	HUG	100%
2024-04-12	MTA	97.5%
2024-04-19	STXQUA	96.7%
2024-04-10	ETFSWX	86.1%
2024-04-30	SUR	76.1%
2024-04-17	ETFSAP	76%
2024-04-11	ETFSAP	69.9%
2024-04-15	ETFSAP	69.1%
2024-04-10	ETFT40	68.2%
2024-04-05	ETFSAP	66.7%

## Combined Market Cap of Listed Securities



You can view a full list of the instruments available for trade on A2X [here](#)

\* Cross-Market Value Share is of total continuous trade. Continuous trade is on-market trade and excludes auctions, report only trades and the JSE's complex order suite trades.