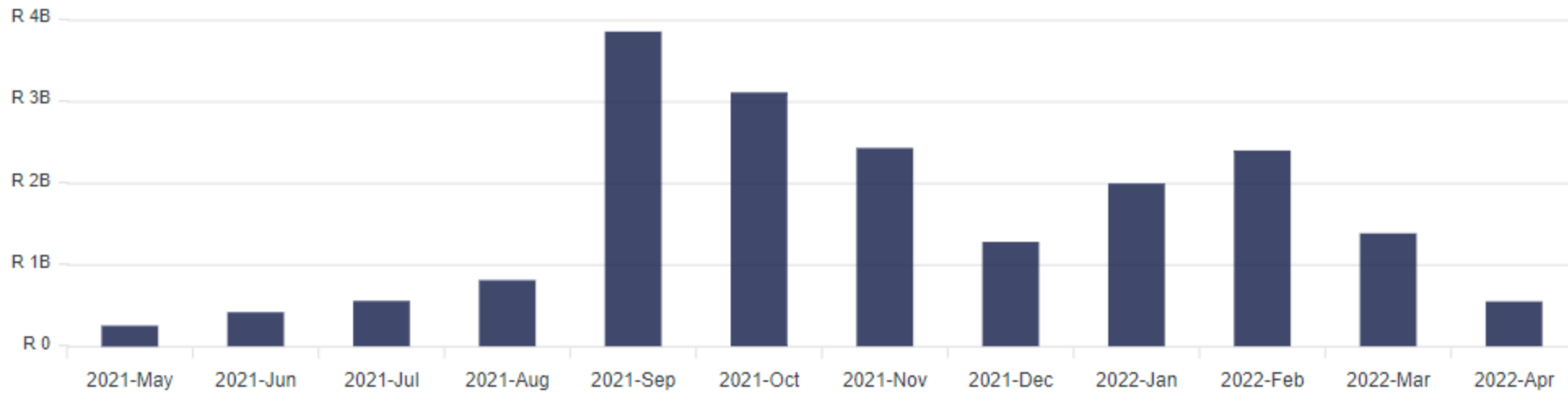
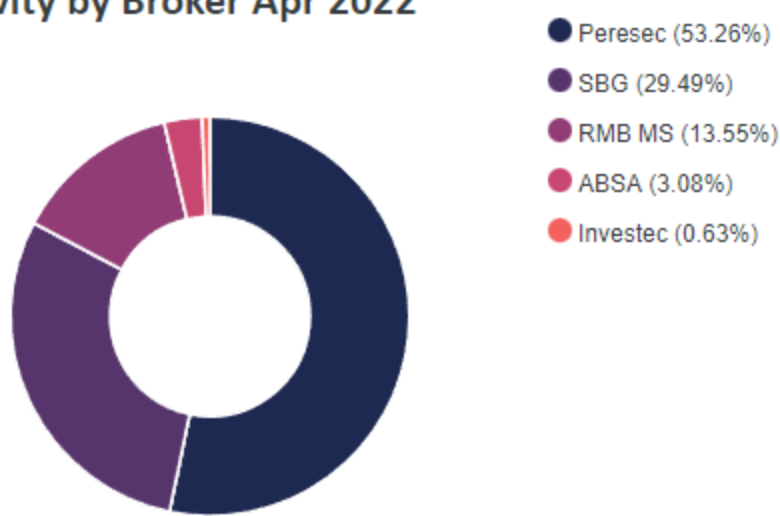


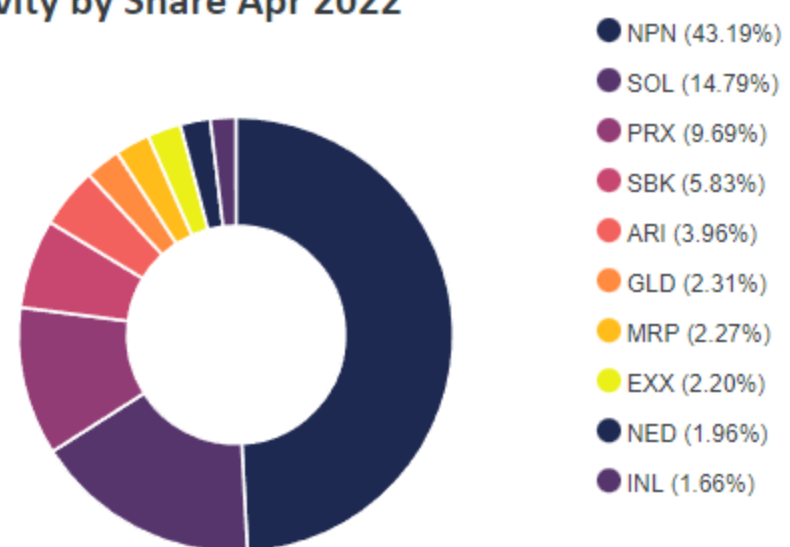
## Consideration Traded



## Activity by Broker Apr 2022



## Activity by Share Apr 2022



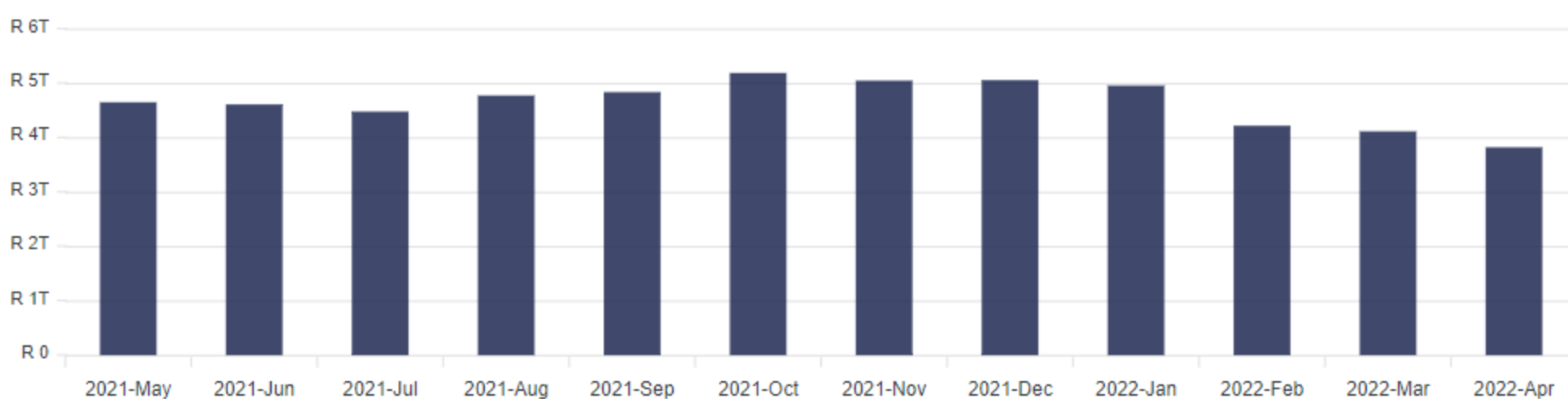
## Top 10 Cross-Market Value Market Share - Top 40

Trade Date	Security Code	Value Mkt Share %
2022-04-29	REM	5.5
2022-04-04	INL	4.0
2022-04-19	NPN	3.6
2022-04-04	NRP	3.0
2022-04-13	GRT	3.0
2022-04-14	SOL	2.9
2022-04-08	NPN	2.8
2022-04-28	NPN	2.7
2022-04-13	NPN	2.5
2022-04-04	GRT	2.3

## Top 10 Cross-Market Value Market Share - Other

Trade Date	Security Code	Value Mkt Share %
2022-04-04	ASC	26.7
2022-04-05	HDC	16.8
2022-04-06	ASC	12.7
2022-04-05	ASC	12.4
2022-04-08	AFT	12.3
2022-04-01	FBR	12.2
2022-04-19	GLD	9.2
2022-04-05	FBR	8.4
2022-04-05	GLD	7.4
2022-04-06	PBG	7.1

## Combined Market Cap of Listed Securities



You can view a full list of the instruments available for trade on A2X [here](#)

\* Cross-Market Value Share is of total continuous trade. Continuous trade is on-market trade and excludes auctions, report only trades and the JSE's complex order suite trades.