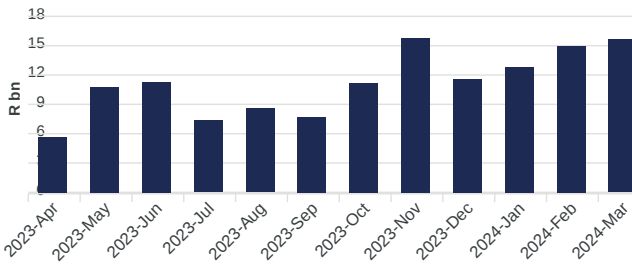


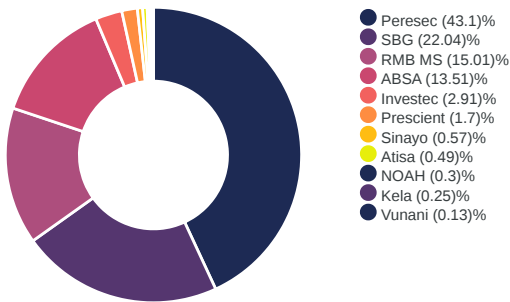
Consideration Traded



Activity By Share Mar 2024



Broker Activity Mar 2024



Broker Activity Breakdown

Broker Name	Aggressive	Passive
ABSA Capital Securities	17%	10%
Atisa Securities	1%	0%
Investec Markets	6%	0%
Kela Securities	0%	0%
NOAH Capital Markets	0%	0%
Peresec Prime Brokers	11%	75%
Prescient Securities	3%	0%
RMB Morgan Stanley	21%	9%
SBG Securities	39%	5%
Sinayo Securities	1%	0%
Vunani Securities	0%	0%
Total	100%	100%

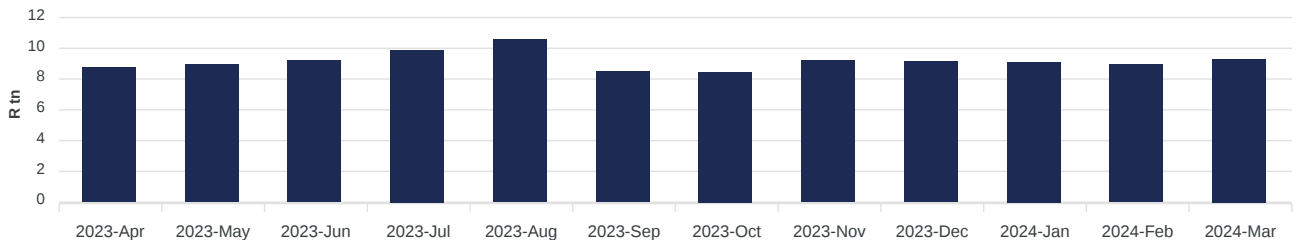
Top 10 Cross-Market Value Market Share - Top 40

Trade Date	Security	Market Share (%)
2024-03-28	RNI	45.4%
2024-03-25	WHL	40.5%
2024-03-19	WHL	39.2%
2024-03-11	CFR	34%
2024-03-13	REM	31.9%
2024-03-06	WHL	31.4%
2024-03-01	CFR	31.3%
2024-03-15	REM	31%
2024-03-11	RNI	29.8%
2024-03-11	BVT	27.1%

Top 10 Cross-Market Value Market Share - Other

Trade Date	Security	Market Share (%)
2024-03-20	ETFSWX	100%
2024-03-08	ETFSAP	96.5%
2024-03-13	ETFSWX	95.3%
2024-03-07	ASC	90.4%
2024-03-11	ETFSAP	88%
2024-03-13	KRO	86.8%
2024-03-04	ETFT40	82.9%
2024-03-19	ETFT40	81.5%
2024-03-13	ETFSAP	79.4%
2024-03-20	ETFUSD	78.4%

Combined Market Cap of Listed Securities



You can view a full list of the instruments available for trade on A2X [here](#)

* Cross-Market Value Share is of total continuous trade. Continuous trade is on-market trade and excludes auctions, report only trades and the JSE's complex order suite trades.