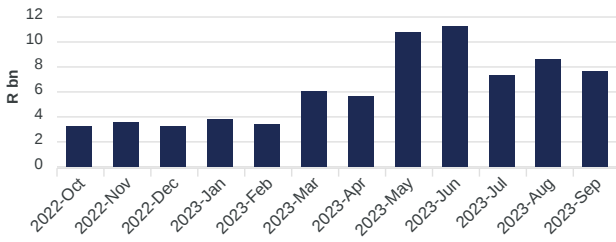
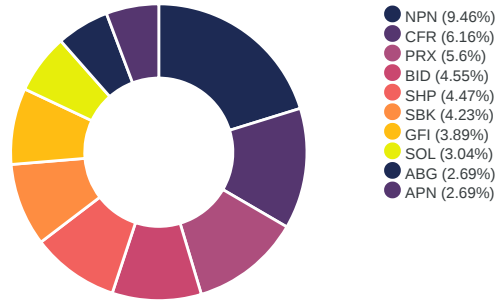


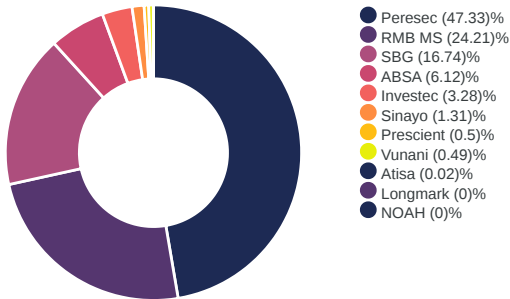
Consideration Traded



Activity By Share Sep 2023



Broker Activity Sep 2023



Broker Activity Breakdown

Broker Name	Aggressive	Passive
ABSA Capital Securities	7%	6%
Atisa Securities	0%	0%
Investec Markets	7%	0%
Longmark Securities	0%	0%
NOAH Capital Markets	0%	0%
Peresec Prime Brokers	10%	85%
Prescient Securities	1%	0%
RMB Morgan Stanley	42%	7%
SBG Securities	31%	3%
Sinayo Securities	3%	0%
Vunani Securities	1%	0%
Total	100%	100%

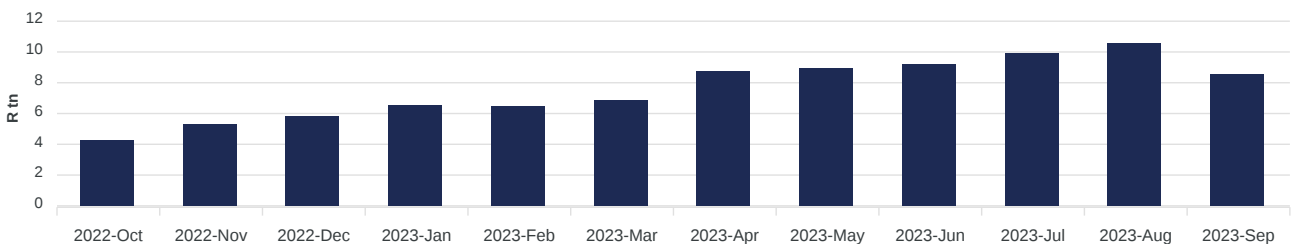
Top 10 Cross-Market Value Market Share - Top 40

Trade Date	Security	Market Share (%)
2023-09-15	BID	38.6%
2023-09-28	EXX	32.8%
2023-09-28	PRX	24%
2023-09-22	MNP	20%
2023-09-07	BVT	19.5%
2023-09-07	SBK	17.5%
2023-09-28	SHP	16.3%
2023-09-05	MNP	15.6%
2023-09-19	APN	15.5%
2023-09-20	SBK	15.4%

Top 10 Cross-Market Value Market Share - Other

Trade Date	Security	Market Share (%)
2023-09-29	IVT	100%
2023-09-15	MTA	99.3%
2023-09-01	ETFSAP	97.9%
2023-09-18	MTA	95.2%
2023-09-29	PBG	88.7%
2023-09-15	PMR	85.6%
2023-09-13	ADH	80.7%
2023-09-28	ETFSAP	80.5%
2023-09-21	FTB	78.2%
2023-09-29	MTA	69.8%

Combined Market Cap of Listed Securities



You can view a full list of the instruments available for trade on A2X [here](#)

* Cross-Market Value Share is of total continuous trade. Continuous trade is on-market trade and excludes auctions, report only trades and the JSE's complex order suite trades.