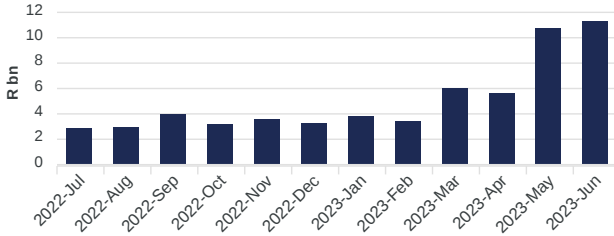
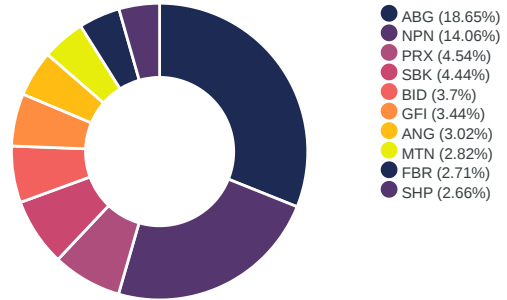


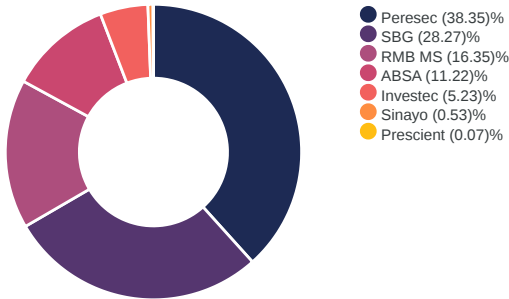
Consideration Traded



Activity By Share Jun 2023



Broker Activity Jun 2023



Broker Activity Breakdown

Broker Name	Aggressive	Passive
ABSA Capital Securities	12%	11%
Investec Markets	10%	0%
Peresec Prime Brokers	7%	70%
Prescient Securities	0%	0%
RMB Morgan Stanley	27%	6%
SBG Securities	43%	14%
Sinayo Securities	1%	0%
Total	100%	100%

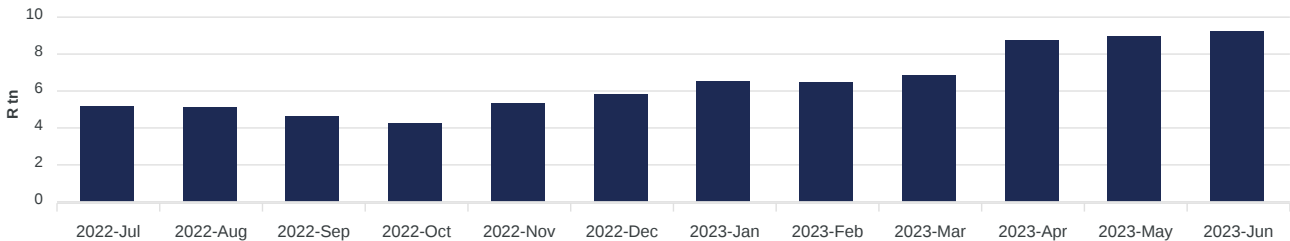
Top 10 Cross-Market Value Market Share - Top 40

Trade Date	Security	Market Share (%)
2023-06-06	ABG	64%
2023-06-08	ABG	28.4%
2023-06-29	ABG	27.2%
2023-06-09	ABG	24.4%
2023-06-30	GRT	23.5%
2023-06-21	ABG	21.3%
2023-06-12	ABG	16.5%
2023-06-14	BID	16%
2023-06-01	EXX	15.8%
2023-06-22	GLN	15.5%

Top 10 Cross-Market Value Market Share - Other

Trade Date	Security	Market Share (%)
2023-06-14	ETFSRI	100%
2023-06-21	ETFSWX	100%
2023-06-29	ETFUSD	100%
2023-06-12	ETFWLD	99.6%
2023-06-29	ETFT40	99.2%
2023-06-05	ETFWLD	99.2%
2023-06-05	HDC	99.1%
2023-06-02	ETFSAP	99%
2023-06-13	ETFT40	98.7%
2023-06-08	FBR	98.1%

Combined Market Cap of Listed Securities



You can view a full list of the instruments available for trade on A2X [here](#)

* Cross-Market Value Share is of total continuous trade. Continuous trade is on-market trade and excludes auctions, report only trades and the JSE's complex order suite trades.