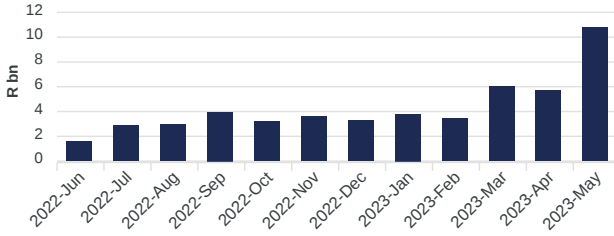
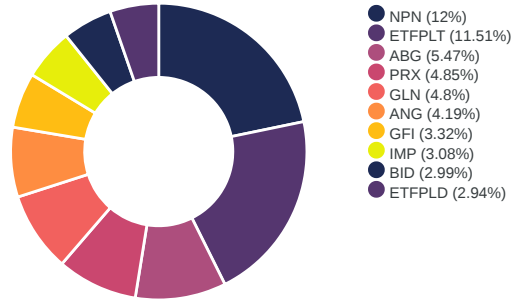


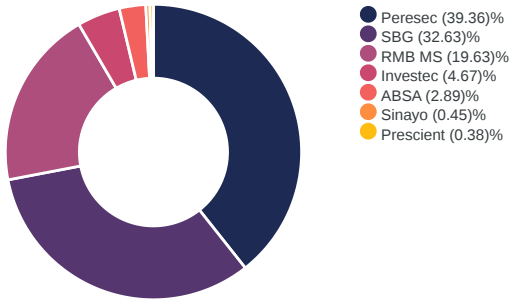
Consideration Traded



Activity By Share May 2023



Broker Activity May 2023



Broker Activity Breakdown

Broker Name	Aggressive	Passive
ABSA Capital Securities	3%	3%
Investec Markets	9%	0%
Peresec Prime Brokers	7%	72%
Prescient Securities	1%	0%
RMB Morgan Stanley	34%	5%
SBG Securities	45%	20%
Sinayo Securities	1%	0%
Total	100%	100%

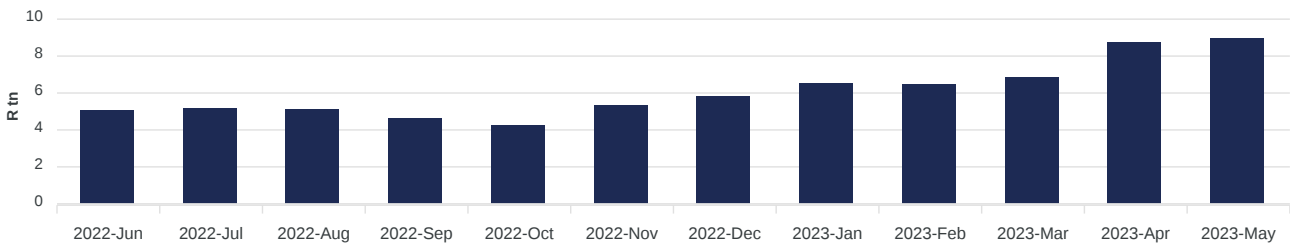
Top 10 Cross-Market Value Market Share - Top 40

Trade Date	Security	Market Share (%)
2023-05-22	GRT	21%
2023-05-23	EXX	20%
2023-05-11	ABG	19.1%
2023-05-10	APN	18.8%
2023-05-29	EXX	18.5%
2023-05-18	SSW	16.2%
2023-05-16	GRT	15.8%
2023-05-29	INP	15.3%
2023-05-12	BVT	15.2%
2023-05-05	ABG	15.2%

Top 10 Cross-Market Value Market Share - Other

Trade Date	Security	Market Share (%)
2023-05-05	ETFEMA	100%
2023-05-26	ETFSAF	99.9%
2023-05-22	ETFSAF	99.9%
2023-05-09	ETFPLT	99.9%
2023-05-16	ETFT40	99.5%
2023-05-16	ETFSAF	98.9%
2023-05-03	ETFSAF	98.6%
2023-05-10	ETFPLT	98.4%
2023-05-19	ETFSAF	98.3%
2023-05-10	ETFPLD	98.1%

Combined Market Cap of Listed Securities



You can view a full list of the instruments available for trade on A2X [here](#)

* Cross-Market Value Share is of total continuous trade. Continuous trade is on-market trade and excludes auctions, report only trades and the JSE's complex order suite trades.