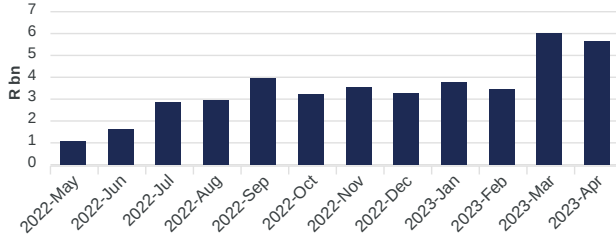
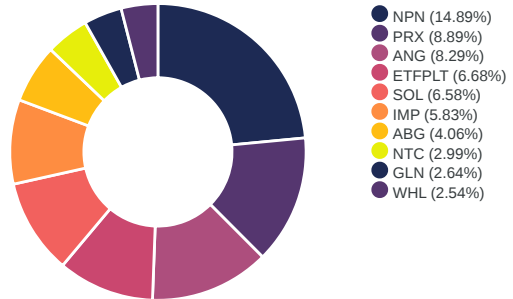


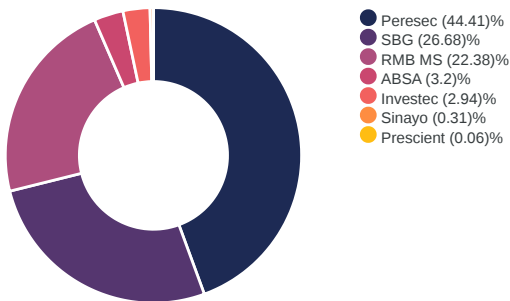
## Consideration Traded



## Activity By Share Apr 2023



## Broker Activity Apr 2023



## Broker Activity Breakdown

Broker Name	Aggressive	Passive
ABSA Capital Securities	4%	3%
Investec Markets	6%	0%
Peresec Prime Brokers	11%	78%
Prescient Securities	0%	0%
RMB Morgan Stanley	38%	7%
SBG Securities	40%	13%
Sinayo Securities	1%	0%
<b>Total</b>	<b>100%</b>	<b>100%</b>

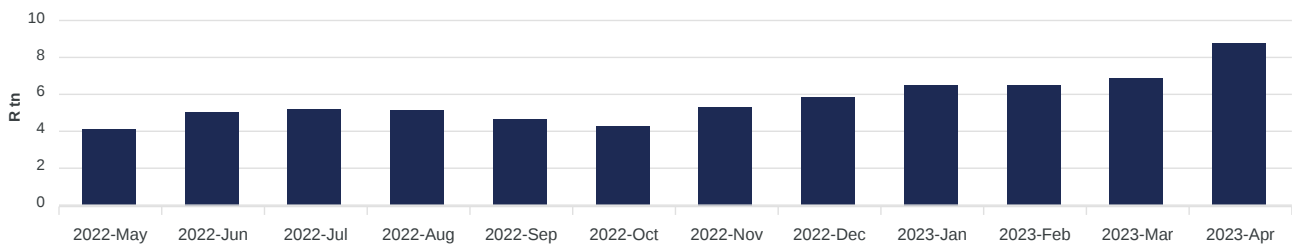
## Top 10 Cross-Market Value Market Share - Top 40

Trade Date	Security	Market Share (%)
2023-04-19	NRP	43%
2023-04-19	REM	32.3%
2023-04-24	PRX	22.1%
2023-04-24	SLM	16.6%
2023-04-20	EXX	15.4%
2023-04-21	BVT	15.2%
2023-04-06	DSY	14.9%
2023-04-26	SOL	14.7%
2023-04-21	ABG	13.5%
2023-04-19	GLN	13.1%

## Top 10 Cross-Market Value Market Share - Other

Trade Date	Security	Market Share (%)
2023-04-18	ETFPLT	100%
2023-04-12	ETFT40	100%
2023-04-14	ETFT40	99.6%
2023-04-20	ETFT40	99.4%
2023-04-12	ETFUSD	96.7%
2023-04-24	NTC	84.8%
2023-04-03	ETFSAP	65.7%
2023-04-26	NTC	51%
2023-04-11	ETFUSD	49.2%
2023-04-13	ETF500	46%

## Combined Market Cap of Listed Securities



You can view a full list of the instruments available for trade on A2X [here](#)

\* Cross-Market Value Share is of total continuous trade. Continuous trade is on-market trade and excludes auctions, report only trades and the JSE's complex order suite trades.