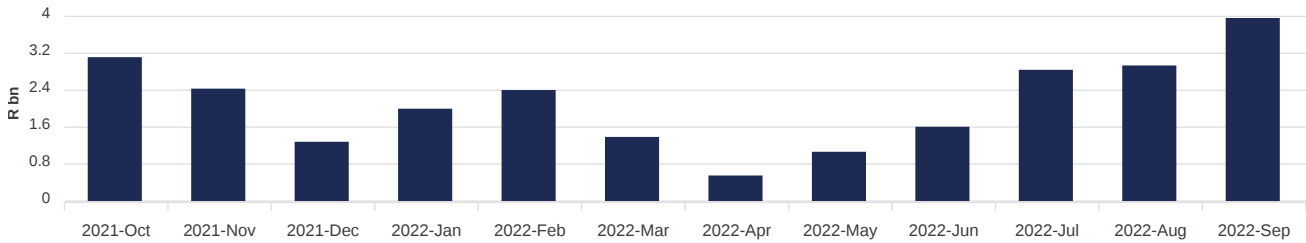
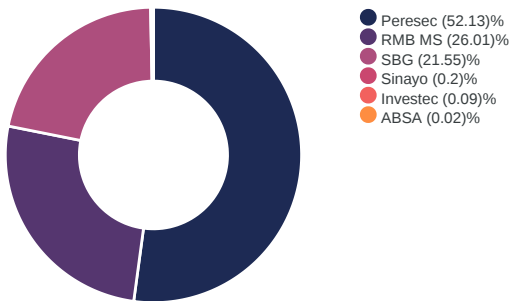


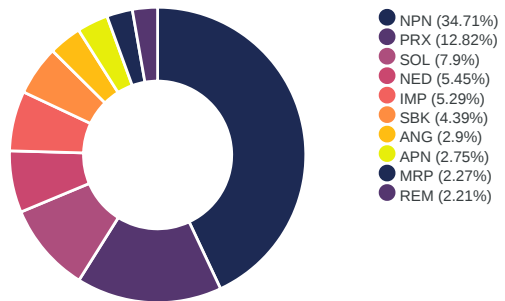
## Consideration Traded



## Activity By Broker



## Activity By Share



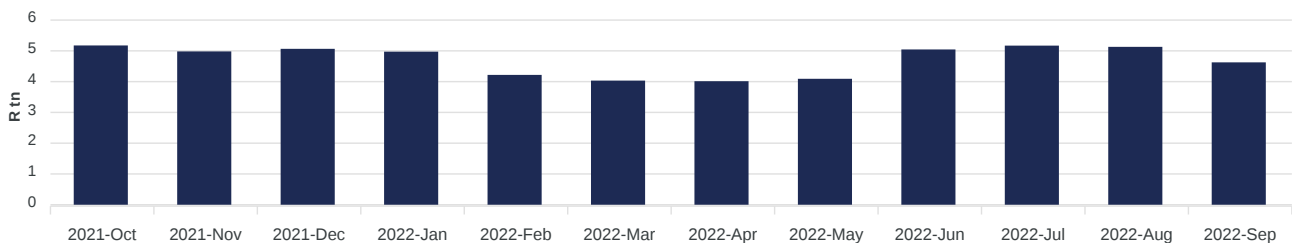
## Top 10 Cross-Market Value Market Share - Top 40

Trade Date	Security	Market Share (%)
2022-09-05	INP	15.3%
2022-09-21	APN	11.9%
2022-09-05	NPN	9.5%
2022-09-06	PRX	8.4%
2022-09-22	DSY	8%
2022-09-08	REM	7.7%
2022-09-16	NED	7.3%
2022-09-23	NED	7.3%
2022-09-27	PRX	7.3%
2022-09-12	APN	7.2%

## Top 10 Cross-Market Value Market Share - Other

Trade Date	Security	Market Share (%)
2022-09-23	SYGP	85.7%
2022-09-08	IVT	39.3%
2022-09-08	EOH	39.1%
2022-09-12	SUI	37.2%
2022-09-07	IVT	35.6%
2022-09-23	AVI	33.9%
2022-09-05	FBR	30.9%
2022-09-20	IVT	30.7%
2022-09-22	IVT	25.9%
2022-09-15	SYGUS	25.5%

## Combined Market Cap of Listed Securities



You can view a full list of the instruments available for trade on A2X [here](#)

\* Cross-Market Value Share is of total continuous trade. Continuous trade is on-market trade and excludes auctions, report only trades and the JSE's complex order suite trades.