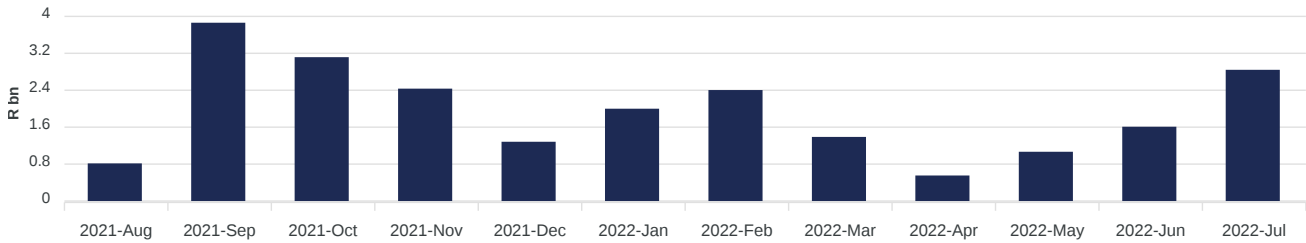
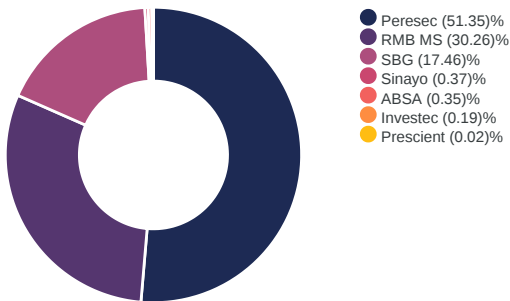


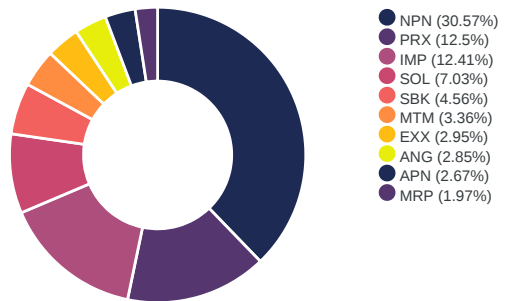
## Consideration Traded



## Activity By Broker Jul 2022



## Activity By Share Jul 2022



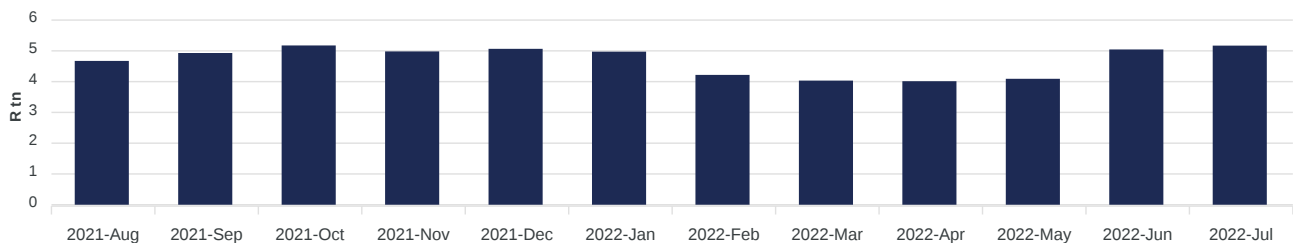
## Top 10 Cross-Market Value Market Share - Top 40

Trade Date	Security	Market Share (%)
2022-07-08	IMP	11.9%
2022-07-28	INP	10.7%
2022-07-11	SLM	9.4%
2022-07-21	IMP	8.6%
2022-07-21	APN	8%
2022-07-27	SBK	7.1%
2022-07-22	IMP	6.8%
2022-07-21	DSY	6.7%
2022-07-28	IMP	6.7%
2022-07-18	APN	6.5%

## Top 10 Cross-Market Value Market Share - Other

Trade Date	Security	Market Share (%)
2022-07-11	PBG	98.2%
2022-07-22	HDC	60.9%
2022-07-26	IVT	59.7%
2022-07-22	SUI	49.4%
2022-07-15	IVT	48.1%
2022-07-19	SYGEU	47.7%
2022-07-08	SYGEU	45.9%
2022-07-25	MTM	45.8%
2022-07-19	SAC	45.7%
2022-07-15	HDC	44.3%

## Combined Market Cap of Listed Securities



You can view a full list of the instruments available for trade on A2X [here](#)

\* Cross-Market Value Share is of total continuous trade. Continuous trade is on-market trade and excludes auctions, report only trades and the JSE's complex order suite trades.