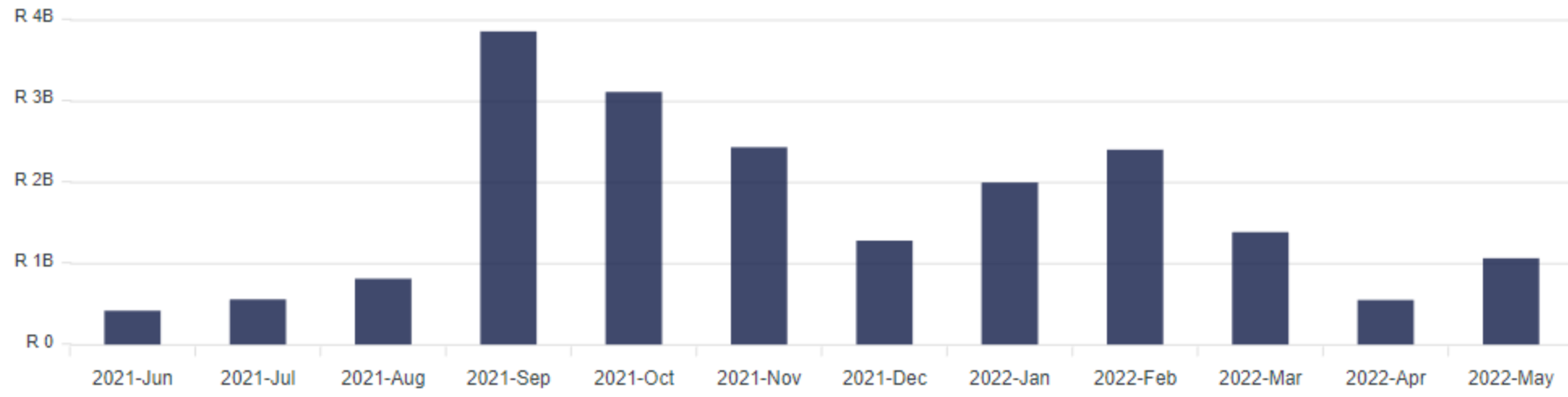
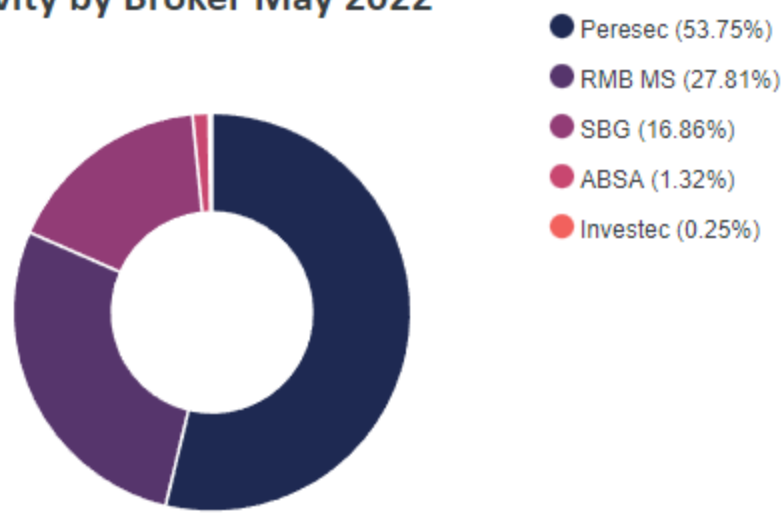


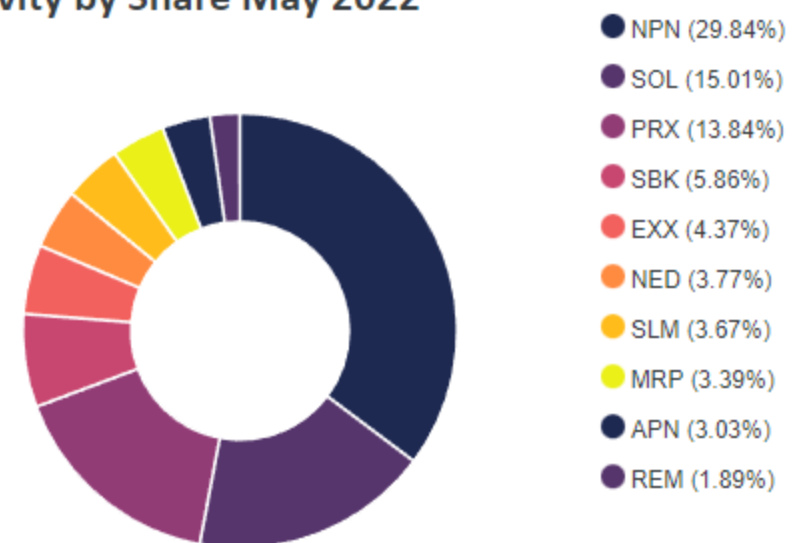
## Consideration Traded



## Activity by Broker May 2022



## Activity by Share May 2022



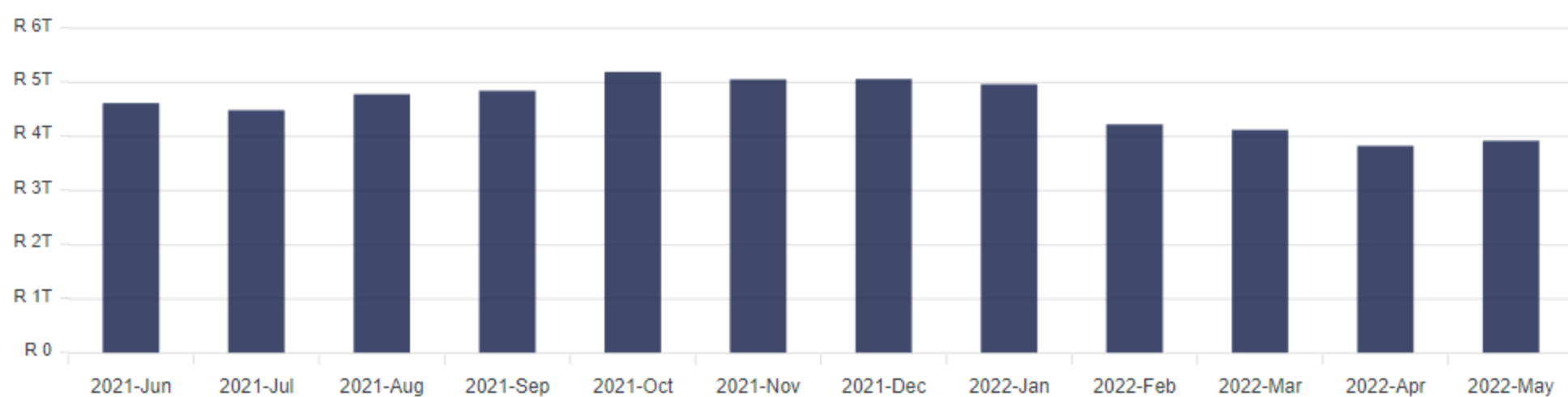
## Top 10 Cross-Market Value Market Share - Top 40

Trade Date	Security Code	Value Mkt Share %
2022-05-25	INL	5.7
2022-05-25	APN	4.4
2022-05-23	PRX	4.1
2022-05-25	REM	4.0
2022-05-24	NED	3.8
2022-05-06	SOL	3.8
2022-05-31	EXX	3.6
2022-05-06	NRP	3.3
2022-05-09	SOL	3.3
2022-05-05	EXX	3.1

## Top 10 Cross-Market Value Market Share - Other

Trade Date	Security Code	Value Mkt Share %
2022-05-04	SUI	19.4
2022-05-31	SAC	16.4
2022-05-09	EOH	15.7
2022-05-27	FBR	11.9
2022-05-06	ASC	11.8
2022-05-06	AFT	8.3
2022-05-20	FBR	7.8
2022-05-12	EOH	7.6
2022-05-11	AFT	7.6
2022-05-17	CLH	7.5

## Combined Market Cap of Listed Securities



You can view a full list of the instruments available for trade on A2X [here](#)

\* Cross-Market Value Share is of total continuous trade. Continuous trade is on-market trade and excludes auctions, report only trades and the JSE's complex order suite trades.