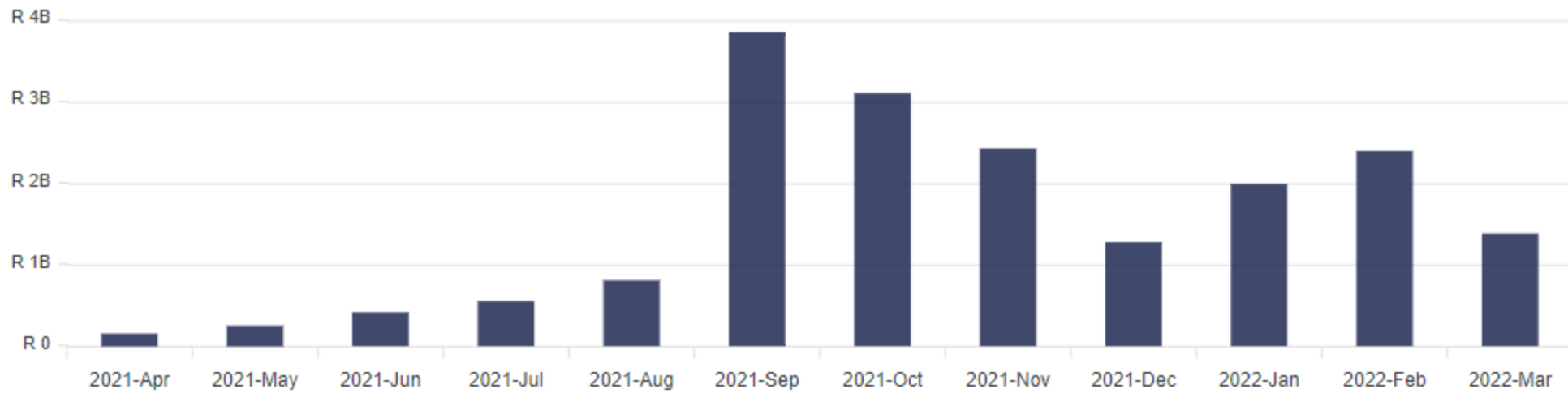
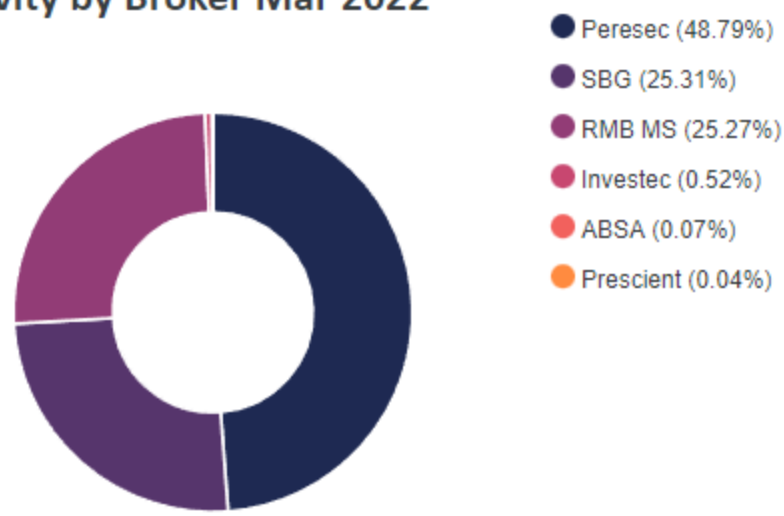


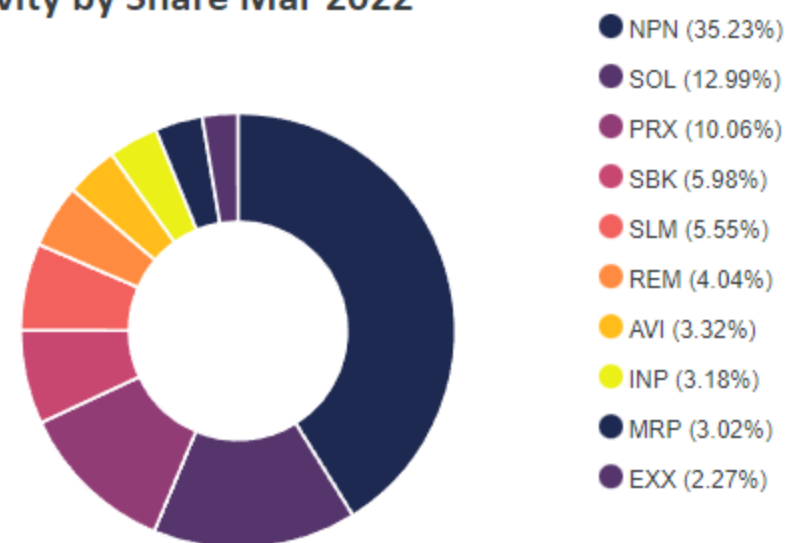
Consideration Traded



Activity by Broker Mar 2022



Activity by Share Mar 2022



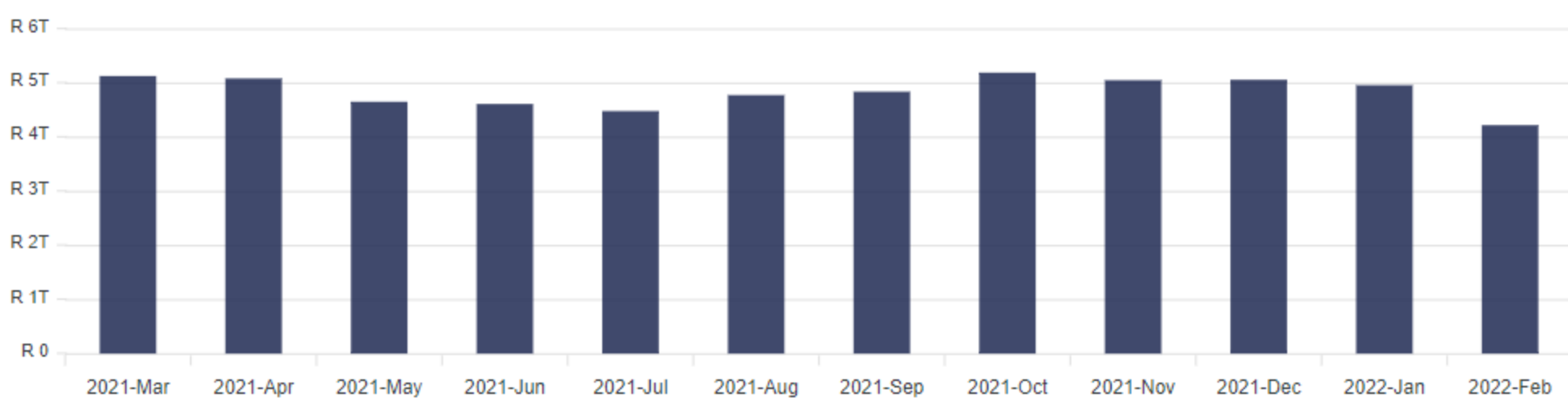
Top 10 Cross-Market Value Market Share - Top 40

Trade Date	Security Code	Value Mkt Share %
2022-03-03	SLM	13.3
2022-03-25	GRT	8.6
2022-03-08	NPN	8.1
2022-03-07	REM	7.0
2022-03-01	MRP	5.1
2022-03-07	INP	5.0
2022-03-08	REM	4.8
2022-03-25	NRP	4.3
2022-03-01	REM	4.1
2022-03-03	MRP	3.7

Top 10 Cross-Market Value Market Share - Other

Trade Date	Security Code	Value Mkt Share %
2022-03-28	NGPLD	94.9
2022-03-02	FBR	91.9
2022-03-03	FBR	55.9
2022-03-07	SYGSW4	53.9
2022-03-29	NGPLD	24.7
2022-03-02	HDC	23.1
2022-03-04	IVT	21.4
2022-03-01	FBR	20.0
2022-03-01	SNT	15.6
2022-03-03	SUI	12.0

Combined Market Cap of Listed Securities



You can view a full list of the instruments available for trade on A2X [here](#)

* Cross-Market Value Share is of total continuous trade. Continuous trade is on-market trade and excludes auctions, report only trades and the JSE's complex order suite trades.