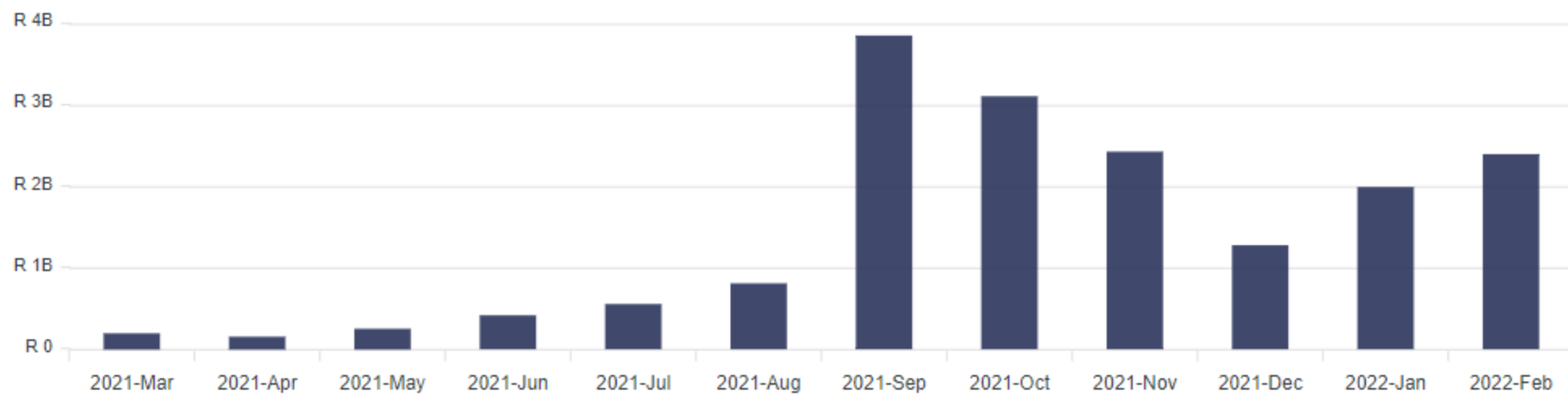
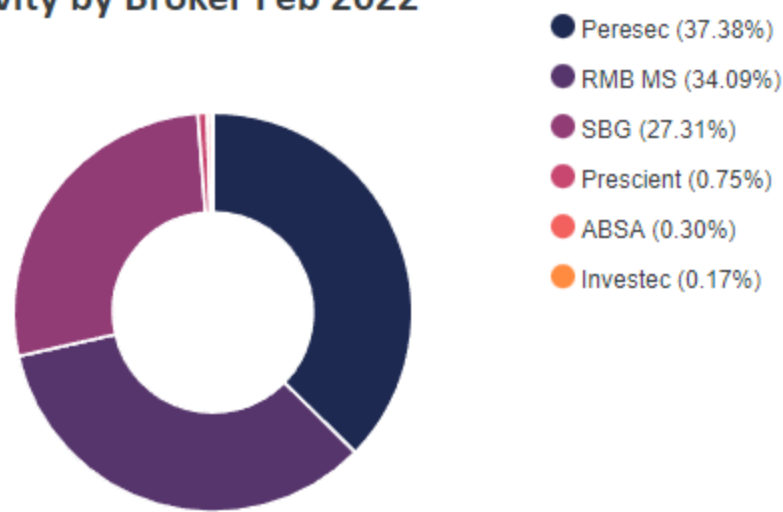


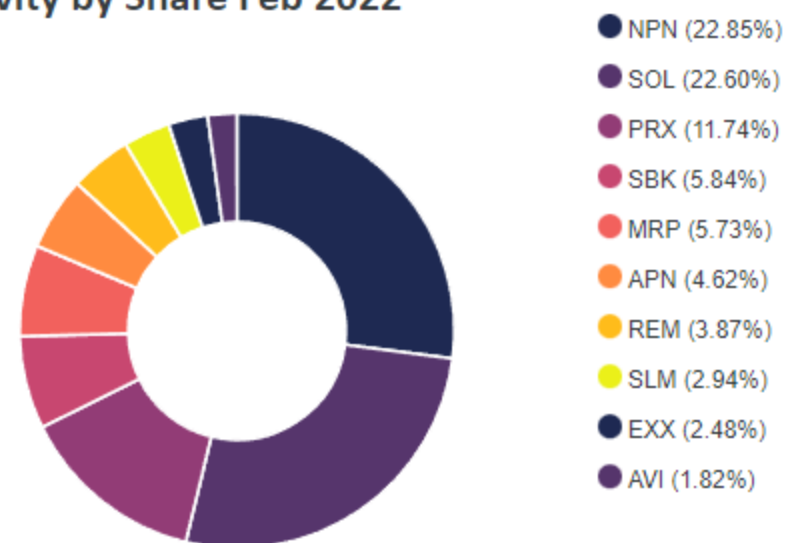
Consideration Traded



Activity by Broker Feb 2022



Activity by Share Feb 2022



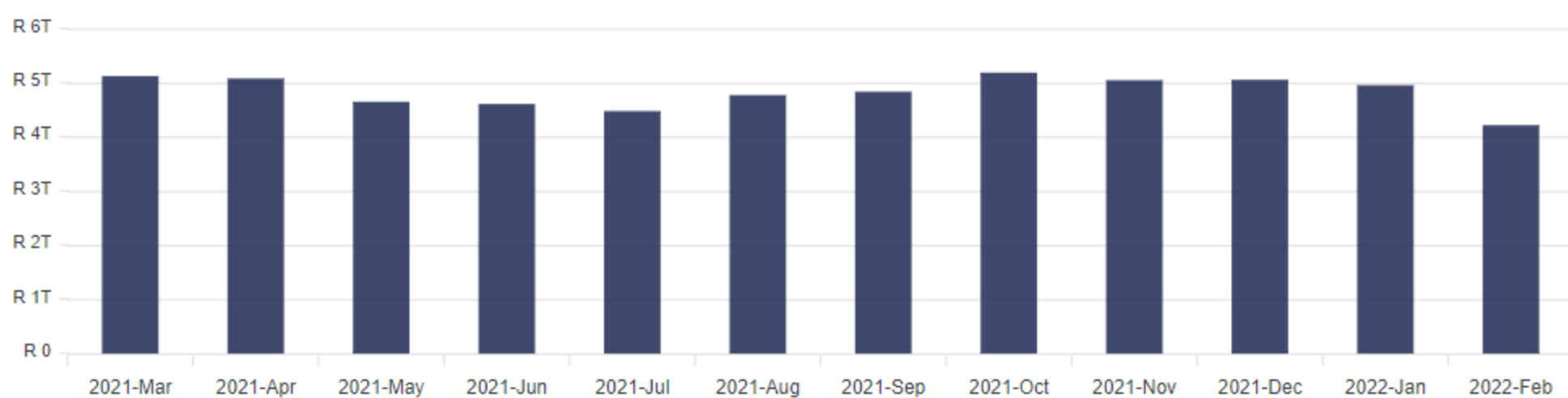
Top 10 Cross-Market Value Market Share - Top 40

Trade Date	Security Code	Value Mkt Share %
2022-02-14	REM	27.4
2022-02-11	APN	20.8
2022-02-02	SOL	18.1
2022-02-02	MRP	17.9
2022-02-18	EXX	12.8
2022-02-02	EXX	12.1
2022-02-01	SOL	8.8
2022-02-10	EXX	8.5
2022-02-11	SOL	8.5
2022-02-17	PRX	7.7

Top 10 Cross-Market Value Market Share - Other

Trade Date	Security Code	Value Mkt Share %
2022-02-28	NGPLD	95.5
2022-02-21	FBR	87.5
2022-02-01	FBR	86.6
2022-02-01	IVT	77.2
2022-02-11	NGPLD	76.2
2022-02-18	FBR	75.8
2022-02-17	SYGEU	58.7
2022-02-04	SYGP	58.6
2022-02-25	FBR	57.4
2022-02-02	FBR	57.1

Combined Market Cap of Listed Securities



You can view a full list of the instruments available for trade on A2X [here](#)

* Cross-Market Value Share is of total continuous trade. Continuous trade is on-market trade and excludes auctions, report only trades and the JSE's complex order suite trades.