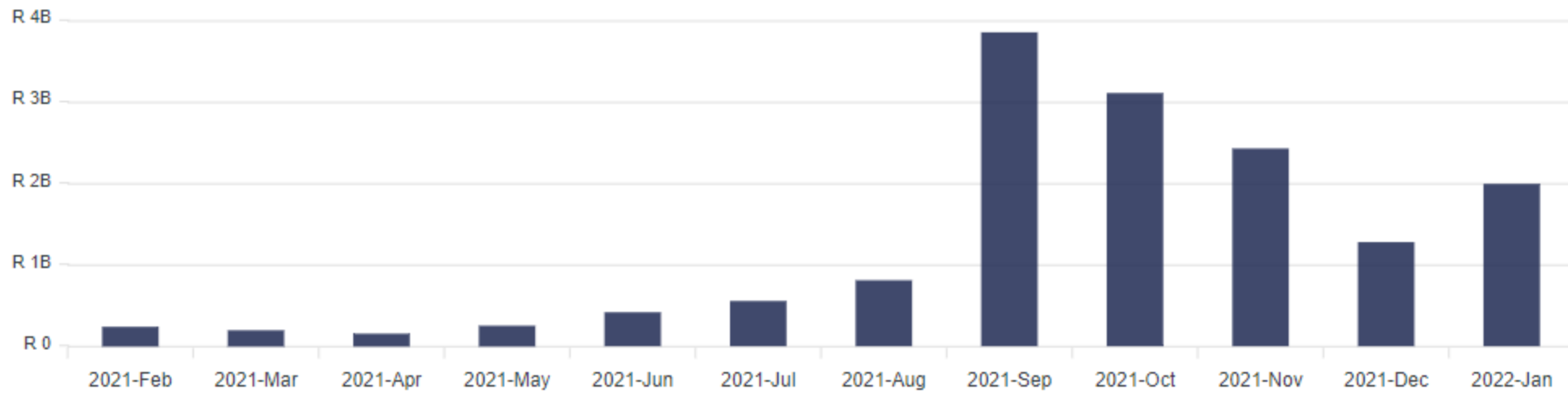
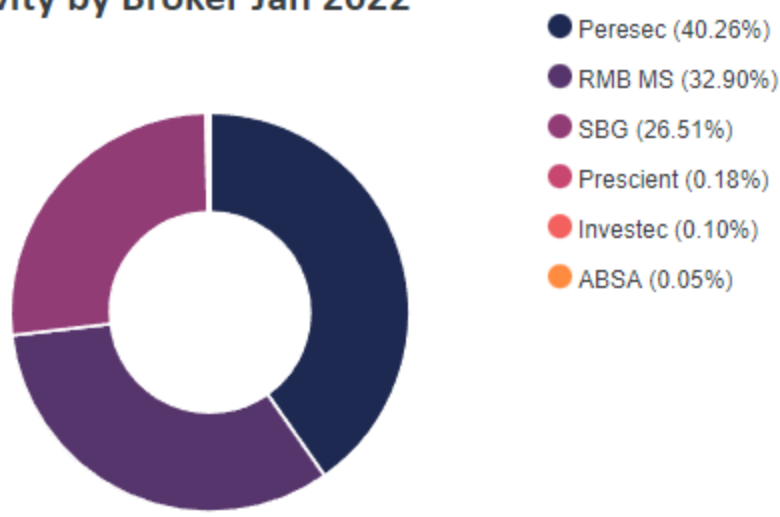


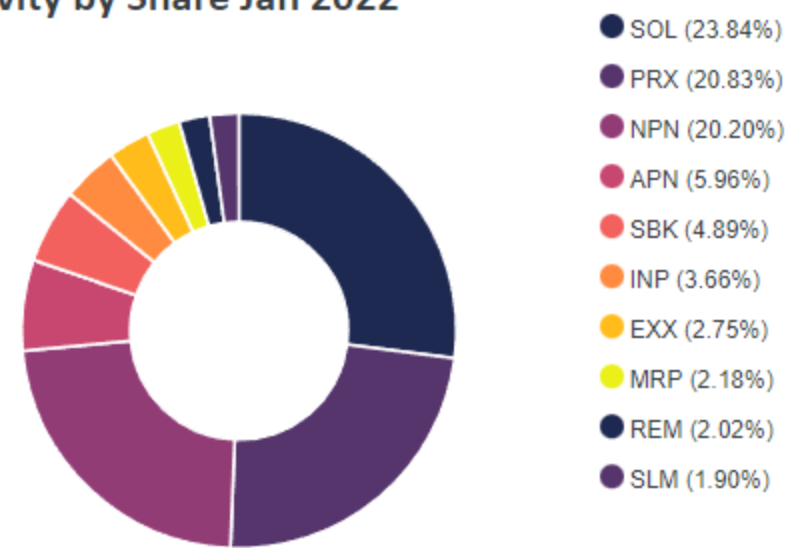
## Consideration Traded



## Activity by Broker Jan 2022



## Activity by Share Jan 2022



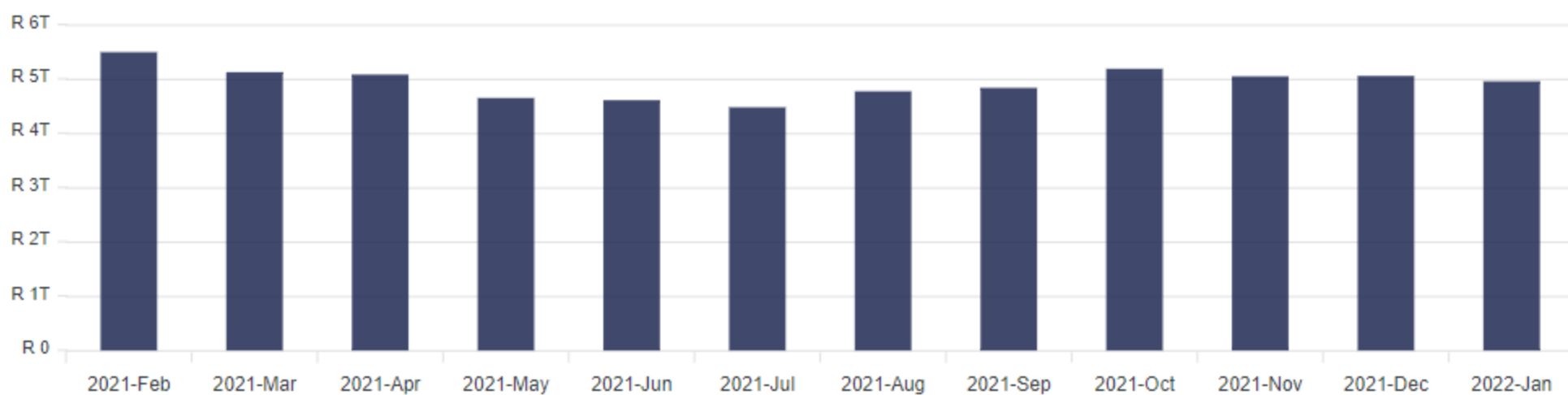
## Top 10 Cross-Market Value Market Share - Top 40

Trade Date	Security Code	Value Mkt Share %
2022-01-12	INP	46.2
2022-01-26	SOL	14.9
2022-01-31	SOL	14.8
2022-01-17	APN	14.5
2022-01-13	EXX	8.5
2022-01-25	SOL	8.4
2022-01-17	PRX	7.9
2022-01-28	SOL	7.4
2022-01-07	REM	7.2
2022-01-25	EXX	6.2

## Top 10 Cross-Market Value Market Share - Other

Trade Date	Security Code	Value Mkt Share %
2022-01-28	IVT	100.0
2022-01-07	IVT	91.4
2022-01-26	IVT	82.8
2022-01-17	FBR	60.1
2022-01-27	SYGSW4	43.4
2022-01-20	FBR	31.1
2022-01-26	HDC	30.4
2022-01-28	NGPLD	27.5
2022-01-27	NGPLD	27.2
2022-01-20	SYGEU	26.7

## Combined Market Cap of Listed Securities



You can view a full list of the instruments available for trade on A2X [here](#)

\* Cross-Market Value Share is of total continuous trade. Continuous trade is on-market trade and excludes auctions, report only trades and the JSE's complex order suite trades.