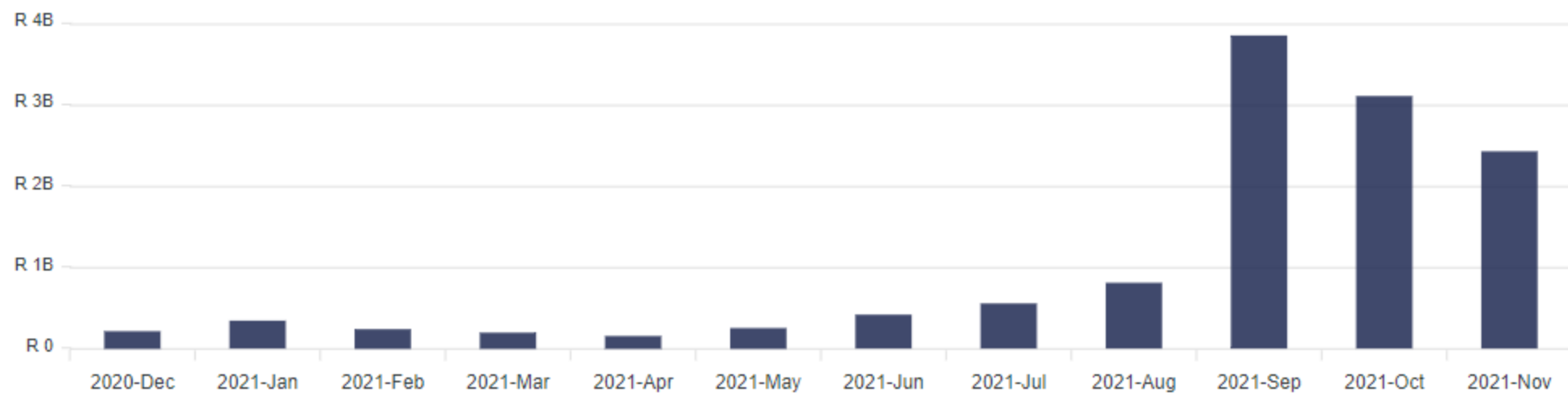
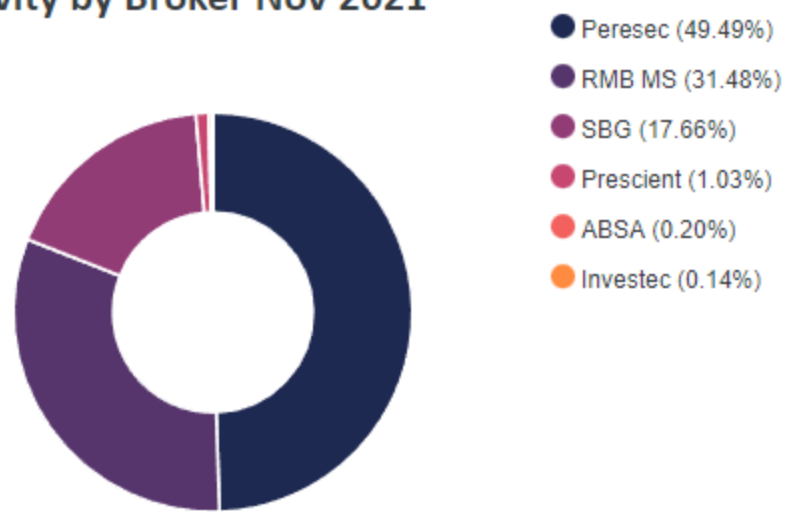


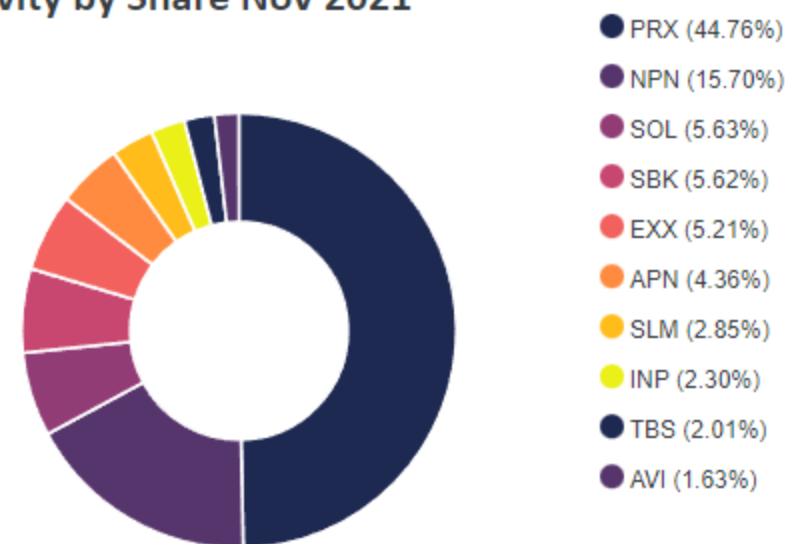
## Consideration Traded



## Activity by Broker Nov 2021



## Activity by Share Nov 2021



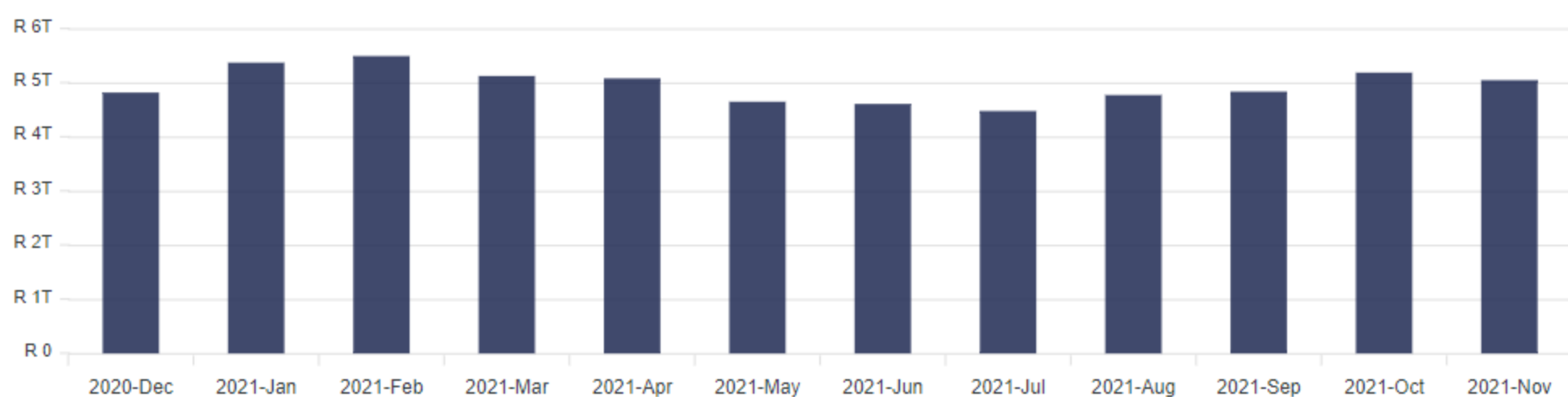
## Top 10 Cross-Market Value Market Share - Top 40

Trade Date	Security Code	Value Mkt Share %
2021-11-05	PRX	19.4
2021-11-23	EXX	14.0
2021-11-03	INP	13.7
2021-11-22	EXX	12.8
2021-11-04	EXX	12.1
2021-11-22	PRX	11.8
2021-11-29	GRT	10.9
2021-11-19	INP	10.6
2021-11-03	PRX	9.2
2021-11-08	INP	8.1

## Top 10 Cross-Market Value Market Share - Other

Trade Date	Security Code	Value Mkt Share %
2021-11-05	IVT	68.7
2021-11-04	IVT	52.0
2021-11-09	FVT	50.6
2021-11-26	FVT	46.7
2021-11-12	SYGEU	35.8
2021-11-25	SYGSW4	34.1
2021-11-10	SYGEU	32.5
2021-11-04	TBS	32.2
2021-11-11	SYGWD	31.5
2021-11-25	SYGEU	31.1

## Combined Market Cap of Listed Securities



You can view a full list of the instruments available for trade on A2X [here](#)

\* Cross-Market Value Share is of total continuous trade. Continuous trade is on-market trade and excludes auctions, report only trades and the JSE's complex order suite trades.