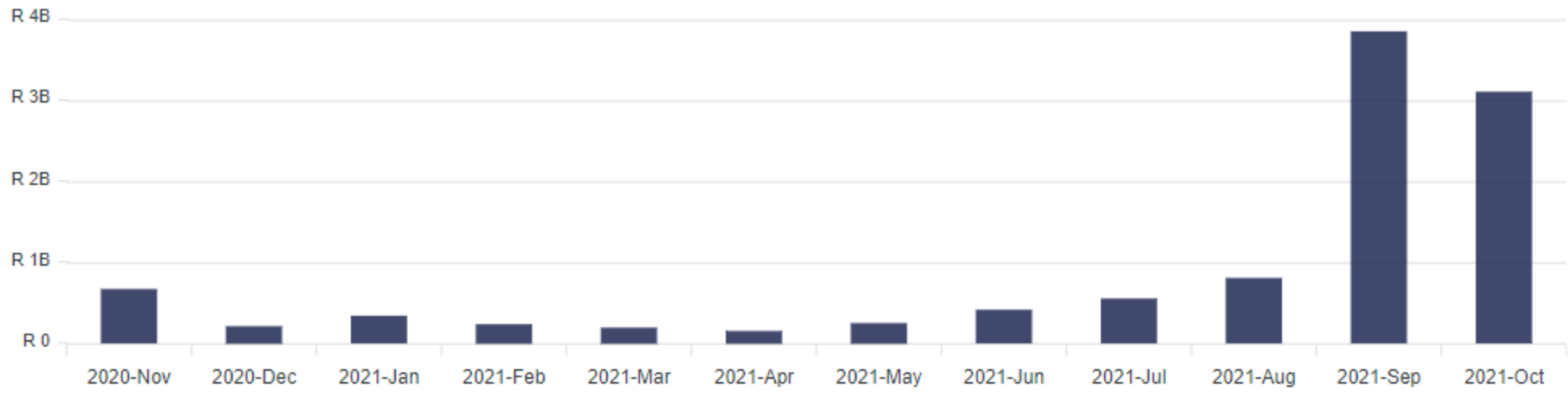
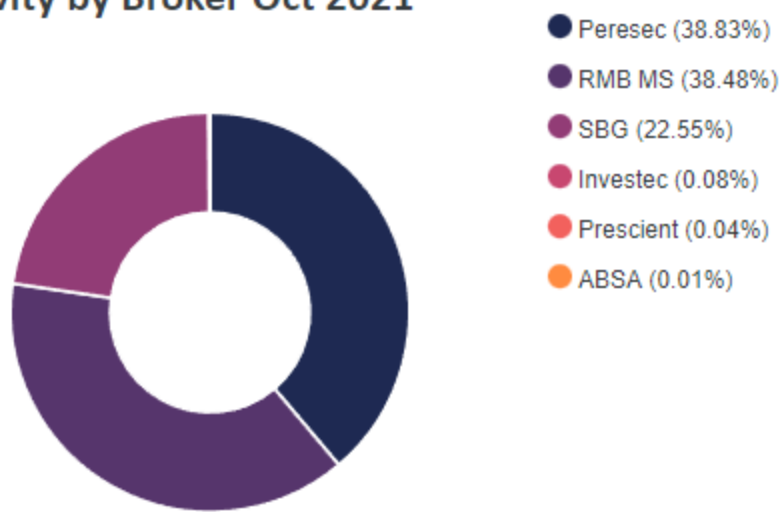


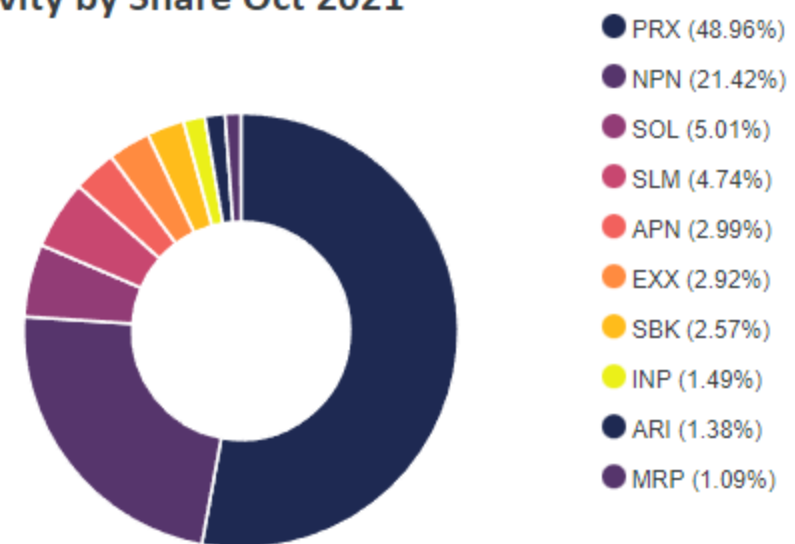
## Consideration Traded



## Activity by Broker Oct 2021



## Activity by Share Oct 2021



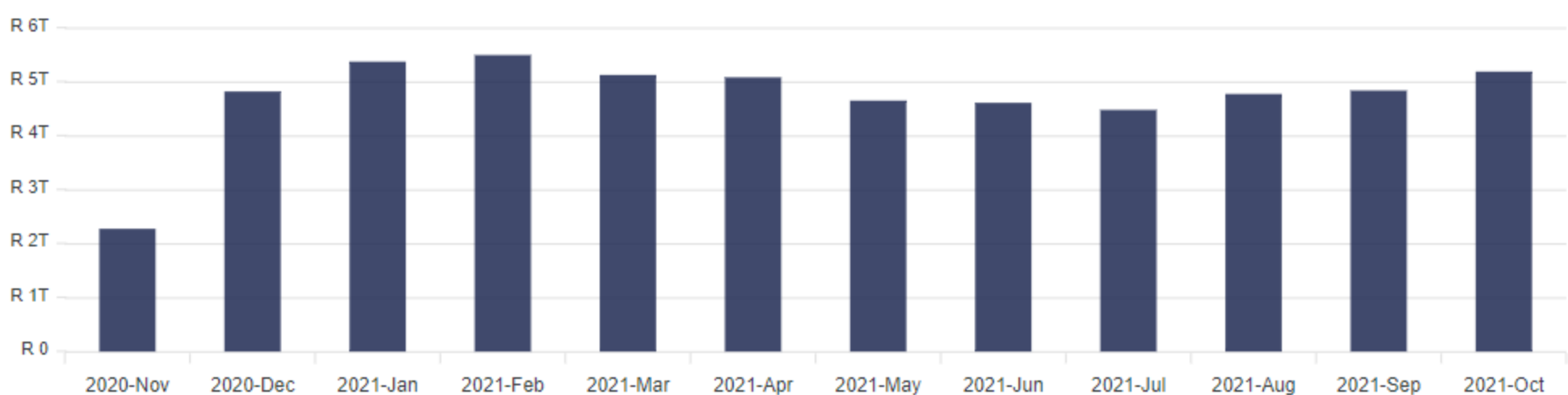
## Top 10 Cross-Market Value Market Share - Top 40

Trade Date	Security Code	Value Mkt Share %
2021-10-15	INP	34.7
2021-10-18	PRX	25.1
2021-10-21	SLM	21.1
2021-10-13	PRX	16.3
2021-10-27	PRX	13.2
2021-10-14	PRX	12.8
2021-10-21	APN	10.7
2021-10-18	SLM	8.7
2021-10-13	APN	7.9
2021-10-13	INL	7.6

## Top 10 Cross-Market Value Market Share - Other

Trade Date	Security Code	Value Mkt Share %
2021-10-28	SYGSW4	100.0
2021-10-01	IVT	85.4
2021-10-06	SYGWD	45.9
2021-10-11	SYGUS	44.8
2021-10-25	SYGWD	34.4
2021-10-07	SYGEU	34.3
2021-10-22	SYGWD	33.2
2021-10-20	SYGWD	31.7
2021-10-04	FVT	31.3
2021-10-06	SYG500	28.7

## Combined Market Cap of Listed Securities



You can view a full list of the instruments available for trade on A2X [here](#)

\* Cross-Market Value Share is of total continuous trade. Continuous trade is on-market trade and excludes auctions, report only trades and the JSE's complex order suite trades.