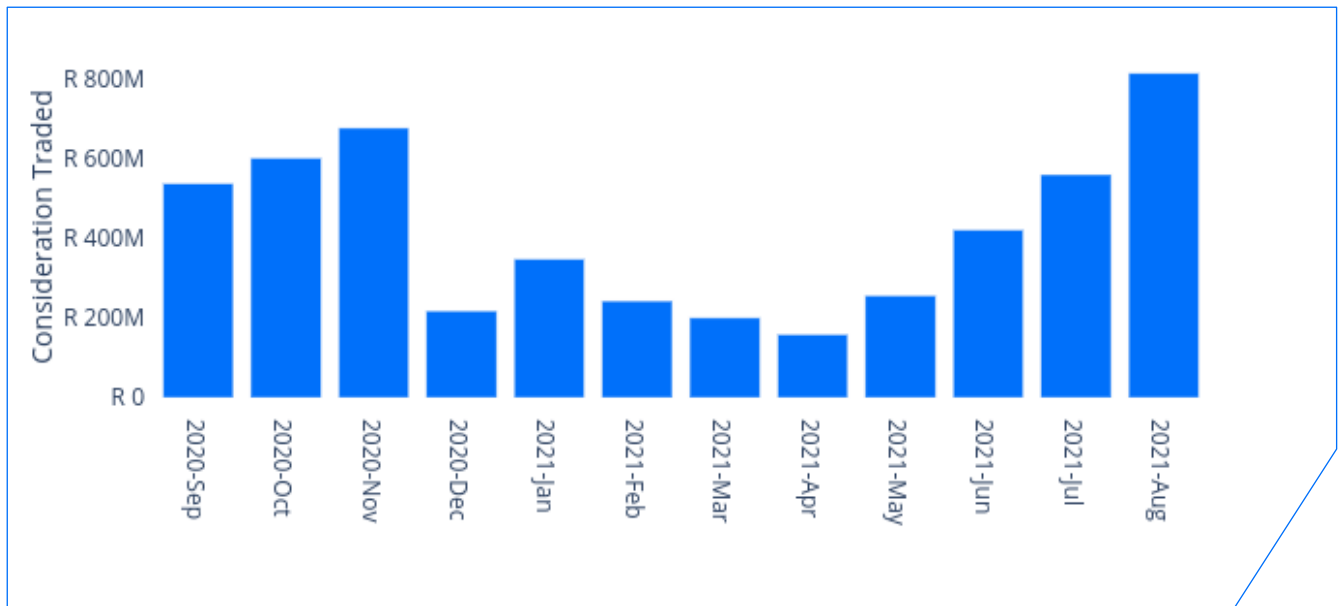


### Consideration Traded

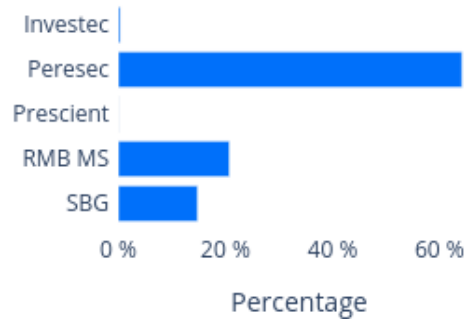


### Stock List

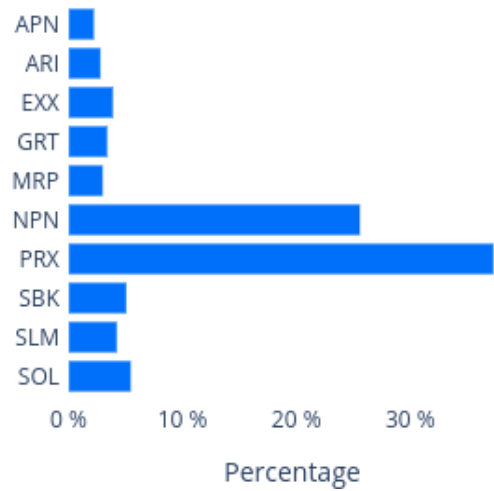
Security Code	Security Name
AFT	Afrimat Limited
AIL	African Rainbow Cap Inv
APN	Aspen Pharmacare Hldgs
ARI	African Rainbow Min Ltd
ASC	Ascendis Health Ltd
AVI	AVI Ltd
CLH	City Lodge Hotels Ltd
CML	Coronation Fund Managers
CTA	Capital Appreciation Ltd
EOH	EOH Holdings Ltd
EQU	Equites Prop Fund Ltd
EXX	Exxaro Resources Ltd
FBR	Famous Brands Ltd
FVT	Fairvest Property Hldgs
GLD	NewGold ETF
GRT	Growthpoint Prop Ltd
HDC	Hudaco Industries Ltd
HUG	Huge Group Ltd
IVT	Invicta Holdings Ltd
IVTP	Invicta Hldgs Ltd pref
MRP	Mr Price Group Ltd
MTM	Momentum Met Hldgs Ltd
NGPLD	NewGold Palladium ETF
NGPLT	NewGold Platinum ETF
NPN	Naspers Ltd -N-
NRP	NEPI Rockcastle Plc
PRX	Prosus N.V.
REN	Reergen Limited
SBK	Standard Bank Group Ltd
SBPP	Standard Bank Group Pref
SLM	Sanlam Limited
SNT	Santam Limited
SOL	Sasol Limited
SUI	Sun International Ltd
SWXTR2	IBSWX40TR2ETNOCT2022
SYG	Sygnia Limited
SYG4IR	Sygnia Itrix 4Ind Rev Gb
SYG500	Sygnia Itrix S 500 ETF
SYGEMF	Sygnia Itrix MSCI EM 50
SYGESG	Sygnia Itrix SP Glob ESG
SYGEU	Sygnia Itrix Eurostoxx 50
SYGH	Sygnia Itrix SOL H150
SYGJP	Sygnia Itrix MSCI Japan
SYGP	Sygnia Itrix Gbl Pro ETF
SYGSW4	Sygnia Itrix SWIX40 ETF
SYGT40	Sygnia Itrix Top 40 ETF
SYGUK	Sygnia Itrix FTSE100
SYGUS	Sygnia Itrix MSCI US
SYGWD	Sygnia Itrix MSCI World
TCP	Transaction Capital Ltd
THA	Tharisa plc
TOPTR2	IBTOP40TR2ETNOCT22
VUN	Vunani Ltd
ZCL	Zarclear Holdings Ltd

### Activity by Broker and Share August 2021

#### By Broker



#### By Share



#### Top 10 Cross-Market Value Market Share

Trade Date	Security Code	Value Mkt Share %*
2021-08-12	FVT	39.6
2021-08-10	HUG	23.9
2021-08-24	IVT	20.0
2021-08-25	IVT	16.5
2021-08-26	FVT	15.2
2021-08-25	FVT	14.3
2021-08-26	AFT	11.5
2021-08-27	FVT	11.3
2021-08-16	FVT	10.6
2021-08-10	AFT	10.0

\*Of Continuous Trade

## Combined Market Cap of Listed Securities

